

Specifier Catalog 2023



Ideal Kitchen Workstations.. Handcrafted in the USA.

THEGALLEY[®]
REINVENT YOUR KITCHEN

Collection Changes 2023

New Products

American Black Walnut

We are now offering American Black Walnut as a Finish for all Workstations. With its exceptional durability and stunning dark hues, this premium 3/4" thick wood is the perfect complement to our beautiful selection of Culinary Tool Materials & Finishes.

Ideal ThinTop™ Workstations

The ThinTop™ Galley Workstation has been designed to accommodate thinner and ultracompact kitchen countertop surfaces made of materials such as ceramic or porcelain. The ThinTop Workstations integrate the Upper Tier below the Basin flange, effectively eliminating the requirement for a thick countertop. The result is a sleek, low-profile look that is both aesthetically pleasing and highly practical.

Custom Workstations

We have expanded our custom capabilities even further, enabling you to personalize your Workstation in a wide variety of ways. We offer the option to make any Workstation a ThinTop™, Add Bowl to Workstations 5' and above, Top Mount/Flush Mount options, and much more.

citrine. Wood Finishing Balm

Our citrine. Wood Finishing Balm nourishes and safeguards wood surfaces leaving them with a natural, long-lasting shine. It is NSF-registered and food-safe.

See page

9

65

77

91



TABLE OF CONTENTS

INTRODUCTION	PAGE
Collection Changes 2023	
Product Highlights	01 - 06
GALLEY WORKSTATIONS	
Workstation	07 - 15
Corner Workstation	17 - 21
WashStation™	23 - 29
Corner WashStation™	31 - 35
Work&WashStation™	37 - 42
BarStation®	43 - 46
HydroStation™	47 - 48
DryDock®	49 - 64
ThinTop™	65 - 76
Custom	77 - 80
Upper Deck®	81 - 83
Basin Accessories	84
Optional Culinary Tools	85 - 90
citrine®	91 - 92

GALLEY TAP	
Tap	93-108
Tap Accessories	109-110
Water Filtration System	111

GENERAL INFORMATION	
Use and Care	113-114
Kitchen Layout Types	115-116
Warranty	117-120
Product Index	121-143
Notes	144-146



The Galley, LLC Headquarters & Showroom
12626 South Memorial Drive
Bixby, OK 74008

The Galley Midwest Office & Showcase
The Merchandise Mart, First Floor
Chicago, IL 60654

TheGalley.com

800 375 4255



Life in the kitchen has never been this good

The kitchen is about much more than making a meal; it's the heart of the home. The Galley was created to make life in the kitchen easier, more efficient and more enjoyable. Discover how a highly functional and social kitchen revolves around the Galley Workstation.

REINVENT YOUR KITCHEN.

Ideal Workstation 7S with Graphite Wood Composite Culinary Tools, Bamboo Chef's Block and Recessed Knife Block, Matte Stainless Steel Taps

A BETTER WAY.®



PREPARE STATION



COOK STATION



SERVE STATION



ENTERTAIN STATION



CLEAN STATION



PREPARE: RINSE



SERVE: GARNISH



CLEAN: SOAK

PREPARE | COOK | SERVE | ENTERTAIN | CLEAN

In your Galley, you can chop, strain, and mix easily and ergonomically to prepare a meal and efficiently transition to cooking with a cooktop nearby. Using various Serving Boards, quickly and conveniently transform your prepare and cook station into a serve station or set out drinks and hors d'oeuvres to create an ideal entertain station. Contain the mess within your Galley and clean throughout preparing, cooking, serving, and entertaining!

DESIGN YOUR GALLEY

WORKSTATION TYPE

- Workstation
- WashStation™
- Work&WashStation™
- BarStation.
- HydroStation™

WORKSTATION SIZE

- 7' Workstation | Work&WashStation
- 6' Workstation | Work&WashStation
- 5' Workstation | Work&WashStation
- 4' Workstation | WashStation | Work&WashStation
- 4'X4' Corner Workstation | Corner WashStation
- 4'X3' Corner Workstation | Corner WashStation
- 3' Workstation | WashStation
- 2.5' Workstation | WashStation
- 2' Workstation | WashStation | BarStation
- 1.5' BarStation
- 1' HydroStation

ADD A DRYDOCK.

- 18" DryDock
- 12" DryDock

MAKE IT A THINTOP™

Ideal for ultracompact kitchen countertop surfaces (porcelain or ceramic). By integrating the Upper Tier below the Basin flange, this Workstation eliminates the need for a thick countertop.

CUSTOMIZE

Personalize any size, drain & divider location, integrate an apron front or WorkTop™ and create the Ideal Workstation for your kitchen.

CULINARY KIT/TOOL MATERIALS

- 3/4" American Black Walnut
- 1/2" Graphite Wood Composite
- 3/4" Natural Golden Bamboo
- 5/8" Exclusive Gray Resin
- 5/8" Designer White Resin

BASIN ACCESSORIES

- Bottom Grates
- Strainer Baskets & Disposal Flanges

UPPER DECK.

- Complete Sets
- Individual Sections 24", 20", 18", 12", 9", 6"

OPTIONAL CULINARY TOOLS/KITS

- Dual Tier Wash & Serve Set
- Upper & Dual Tier Condiment Serving Boards
- Upper & Dual Tier 2" thick Chef's Blocks
- Upper Tier Garnish Board
- Upper Tier Utensil Caddy
- Knife Block
- Aluminum Half Sheet Pan
- Wash Caddy
- Wash Bowl
- Entertain Kit
- Outdoor Kit
- Corner Kit

TAP FINISHES

- Polished Stainless Steel
- Matte Stainless Steel
- PVD Gun Metal Gray™ Stainless Steel
- PVD Satin Black Stainless Steel
- PVD Polished Rose Gold Stainless Steel *Limited Edition*
- PVD Brushed Gold Stainless Steel *Limited Edition*

TAPS

- Tap
- BarTap.
- Hot & Cold Tap
- Pot Filler Tap
- Water Filtration System

TAP ACCESSORIES

- Soap Dispenser
- Deck Switch
- Air Gap



Ideal Workstation 7S with Graphite Wood Composite Culinary Kit and Upper Deck, Matte Stainless Steel Taps, Hot & Cold Tap, Soap Dispenser, and Deck Switch

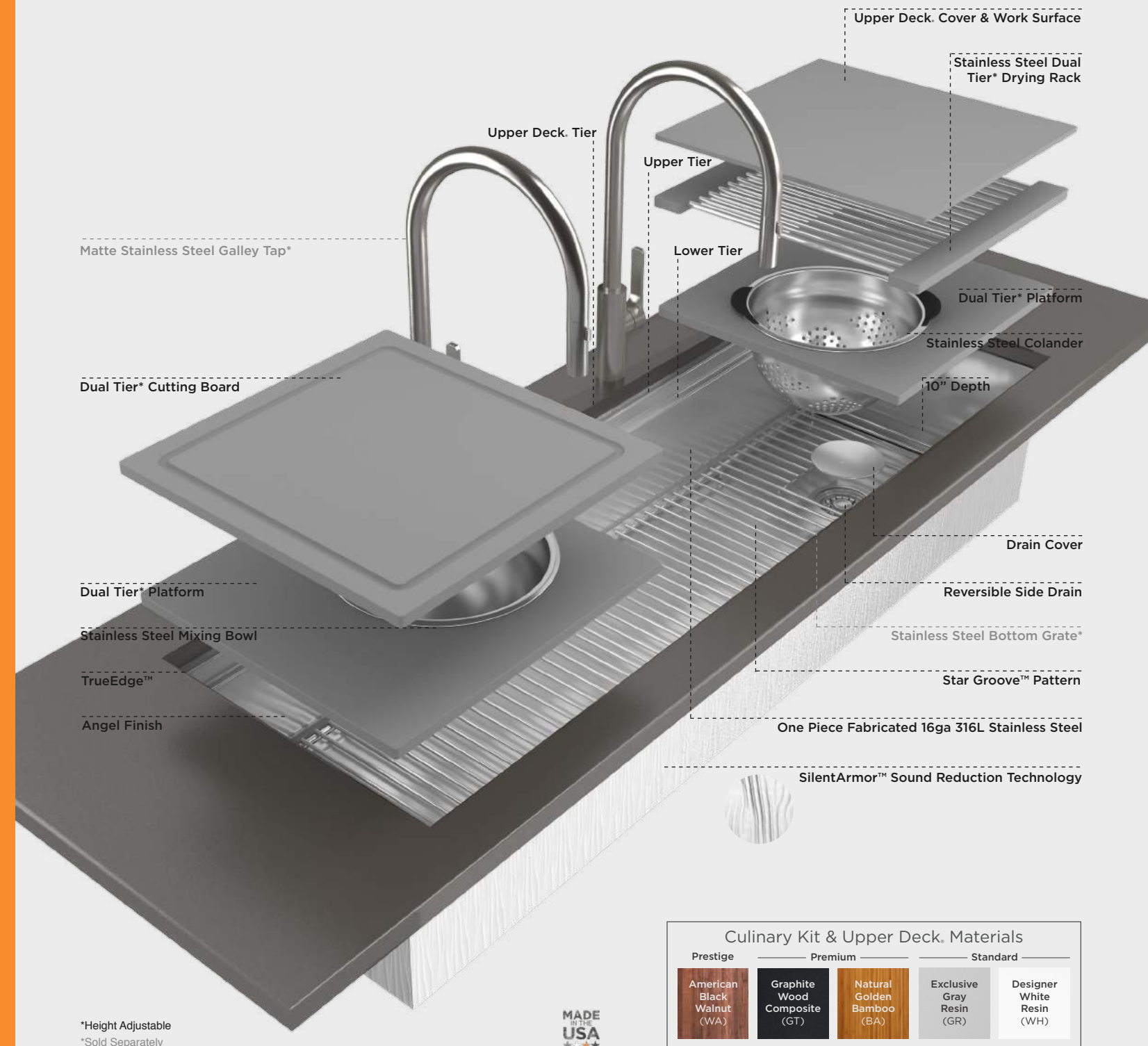
G

THE ORIGINAL KITCHEN WORKSTATION™

The Galley represents a whole new category of kitchen appliance. A complete culinary system where one can prepare, cook, serve, entertain, and clean all in one central and convenient place. The kitchen is even more functional and ergonomic with the Workstation near cooking. This evolutionary kitchen work line concept is much more efficient than the traditional work triangle layout. Simply put, The Galley System is A Better Way®. Each Galley is thoughtfully designed, engineered and hand-crafted in the USA. ★ ★ ★ ★

THEGALLEYWORKSTATION®

The Ultimate Culinary System





Ideal Workstation 4S with Exclusive Gray Resin Culinary Kit, Walnut Chef's Block, Matte Stainless Steel Tap, Soap Dispenser, and Deck Switch

Eliminate every reason why you don't like to cook


The Galley makes everything in your kitchen easier and more enjoyable. Slide the Galley Culinary Tools above and below each other to prepare a meal efficiently. Invite others to join in the fun and work side-by-side at a two or three person Workstation. Stay engaged and enjoy spending quality time with your family and friends around the Galley. Eliminate time-consuming clean up by preparing, cooking, serving and entertaining within the Workstation.

Make the problems of your kitchen disappear




IDEAL WORKSTATIONS

IWS-7-S
X-LARGE

Eight Dual Tier Culinary Tools





IWS-6-S
LARGE

Eight Dual Tier Culinary Tools





IWS-5-S
MEDIUM

Eight Dual Tier Culinary Tools





IWS-4-S
SMALL

Five Single Tier Culinary Tools





IWS-3-S
X-SMALL

Five Single Tier Culinary Tools





IWS-30-S
XX-SMALL

Five Single Tier Culinary Tools




IWS-2-C
MINI

Five Single Tier Culinary Tools




Ideal Workstation® 7S

IWS-7-S-WA




American Black Walnut

IWS-7-S-GT



Graphite Wood Composite

IWS-7-S-BA



Natural Golden Bamboo

IWS-7-S-GR









Exclusive Gray Resin*

IWS-7-S-WH



Designer White Resin*

Culinary Tools included (CKT-17)

					
(1) Upper Deck Section† 18" x 19" UD-18-l-xx	(1) Dual Tier Drying Rack 17" x 18" DR-17-D-xx	(2) Dual Tier Cutting Boards 17" x 18" CB-17-D-xx	(2) Dual Tier Platforms 17" x 18" P2-17-D-xx	(2) SS Colanders 11" 7.2-qt C1-11-0-ST	(2) SS Mixing Bowls 11" 7.2-qt B1-11-0-ST

For Optional Culinary Tools see pages 85-90

† The Upper Deck requires a 1/4" clearance below the surface of the countertop. If the countertop thickness is 3/4" or less, Walnut or Bamboo Upper Deck sections will not have the clearance to function above the Upper Tier Culinary Tools.

Upper Deck.

Cover set UD-7-4P-WA/GT/BA/GR/WH Walnut, Graphite, Bamboo, Gray or White Resin

18"

24"

24"

18"

(1) 18"

Included in CKT

Sections Walnut, Graphite, Bamboo, Gray or White Resin

UD-24-I

UD-18-I

UD-12-I

UD-06-I

THEGALLEY.COM

9

Specifications

Single bowl
Users: 1-3
Culinary Tools included: Eight
Galley Taps recommended: Two
Outside dimensions: 81 1/2" x 19 1/2" x 10 5/16"
Interior dimensions: 80" x 17" x 10"
Countertop cutout: 80 1/2" x 18"
Basin area: 80" x 16"
Minimum cabinet size: 84" or 210cm

Basin (KSO-7-S-SS)

16GA 316L stainless steel indoor/outdoor
SilentArmor™ sound reduction technology
Angel finish
Three tier design
Star™ groove pattern
Reversible side drain
Drain cover included
Limited Lifetime Warranty
Made in the USA
ASME A112.19.3/CSA B45.4 certified
cUPC™ certified

Center Galley Tap holes 2" from the back of the 18" countertop cutout

Customize Your Galley

Add 7-12" length

p. 80

Add 1-6" length

p. 80

Add 18" DryDock

p. 51

Add 12" DryDock

p. 52

Apron front

p. 79

9" depth

p. 80

Center drain

p. 80

ThinTop™

p. 67

WorkTop™

p. 79

*Color coded labels available

p. 87

For Galley Tap Suite see pages 93-112

Recommended Basin Accessories & citrine.

Bottom Grate set BG-7-S-3-SS Stainless Steel

23 1/2"

23 1/2"

31 1/2"

CIT-09-SS-C

Stainless Steel

Clean + Polish 9 oz

CIT-09-WD-C

Wood Condition

+ Protect 9 oz

CIT-04-WD-B

Wood Finishing

Balm 4 oz

Strainer M-DRN-MSS

Angel Finish 304 Stainless Steel

Disposal Strainer G-DRN-MSS

Angel Finish 304 Stainless Steel

Auto Strainer

Angel Finish 304 Stainless Steel with Polished or Matte knob

A-DRN-PSS

A-DRN-MSS

A-DRN-MSS shown

Online Specification Page

Ideal Workstation® 6S

IWS-6-S-WA

American Black Walnut

IWS-6-S-GT

Graphite Wood Composite

IWS-6-S-BA

Natural Golden Bamboo







IWS-6-S-GR

Exclusive Gray Resin*

IWS-6-S-WH

Designer White Resin*

Culinary Tools included (CKT-17)

					
(1) Upper Deck Section† 18" x 19" UD-18-l-xx	(1) Dual Tier Drying Rack 17" x 18" DR-17-D-xx	(2) Dual Tier Cutting Boards 17" x 18" CB-17-D-xx	(2) Dual Tier Platforms 17" x 18" P2-17-D-xx	(2) SS Colanders 11" 7.2-qt C1-11-0-ST	(2) SS Mixing Bowls 11" 7.2-qt B1-11-0-ST

For Optional Culinary Tools see pages 85-90

† The Upper Deck requires a 1/4" clearance below the surface of the countertop. If the countertop thickness is 3/4" or less, Walnut or Bamboo Upper Deck sections will not have the clearance to function above the Upper Tier Culinary Tools.

Upper Deck.

Cover set UD-6-3P-WA/GT/BA/GR/WH Walnut, Graphite, Bamboo, Gray or White Resin

24"

24"

24"

(1) 18"

Included in CKT

Sections Walnut, Graphite, Bamboo, Gray or White Resin

UD-24-I

UD-18-I

UD-12-I

UD-06-I

Online Specification Page

Specifications

Single bowl
Users: 1-2
Culinary Tools included: Eight
Galley Taps recommended: Two
Outside dimensions: 69 1/2" x 19 1/2" x 10 5/16"
Interior dimensions: 68" x 17" x 10"
Countertop cutout: 68 1/2" x 18"
Basin area: 68" x 16"
Minimum cabinet size: 72" or 180cm

Basin (KSO-6-S-SS)

16GA 316L stainless steel indoor/outdoor
SilentArmor™ sound reduction technology
Angel finish
Three tier design
Star™ groove pattern
Reversible side drain
Drain cover included
Limited Lifetime Warranty
Made in the USA
ASME A112.19.3/CSA B45.4 certified
cUPC™ certified

Center Galley Tap holes 2" from the back of the 18" countertop cutout

Customize Your Galley

Add 7-12" length

p. 80

Add 1-6" length

p. 80

Add 18" DryDock

p. 51

Add 12" DryDock

p. 52

Apron front

p. 79

9" depth

p. 80

Center drain

p. 80

ThinTop™

p. 67

WorkTop™

p. 79

*Color coded labels available

p. 87

For Galley Tap Suite see pages 93-112

Recommended Basin Accessories & citrine.

Bottom Grate set BG-6-S-3-SS Stainless Steel

11 1/2"

23 1/2"

31 1/2"

CIT-09-SS-C

Stainless Steel

Clean + Polish 9 oz

CIT-09-WD-C

Wood Condition

+ Protect 9 oz

CIT-04-WD-B

Wood Finishing

Balm 4 oz

Strainer M-DRN-MSS

Angel Finish 304 Stainless Steel

Disposal Strainer G-DRN-MSS

Angel Finish 304 Stainless Steel

Auto Strainer

Angel Finish 304 Stainless Steel with Polished or Matte knob

A-DRN-PSS

A-DRN-MSS

A-DRN-MSS shown

10

THEGALLEY.COM

Workstations

Ideal Workstation® 5S

IWS-5-S-WA



American Black Walnut

IWS-5-S-GT



Graphite Wood Composite

IWS-5-S-BA



Natural Golden Bamboo

IWS-5-S-GR



Exclusive Gray Resin*

IWS-5-S-WH



Designer White Resin*

Culinary Tools included (CKT-17)

(1) Upper Deck Section† 18" x 19" UD-18-L-xx	(1) Dual Tier Drying Rack 17" x 18" DR-17-D-xx	(2) Dual Tier Cutting Boards 17" x 18" CB-17-D-xx	(2) Dual Tier Platforms 17" x 18" P2-17-D-xx	(2) SS Colanders 11" 7.2-qt C1-11-O-ST	(2) SS Mixing Bowls 11" 7.2-qt B1-11-O-ST

For Optional Culinary Tools see pages 85-90

† The Upper Deck requires a 1/4" clearance below the surface of the countertop. If the countertop thickness is 3/4" or less, Walnut or Bamboo Upper Deck sections will not have the clearance to function above the Upper Tier Culinary Tools.

Upper Deck.

Cover set UD-5-3P-WA/GT/BA/GR/WH Walnut, Graphite, Bamboo, Gray or White Resin

18"

24"

18"

(1) 18"

Included in CKT

Sections Walnut, Graphite, Bamboo, Gray or White Resin

UD-24-I

UD-18-I

UD-12-I

UD-09-I

Specifications

Single bowl
Users: 1-2
Culinary Tools included: Eight
Galley Taps recommended: Two
Outside dimensions: 57 1/2" x 19 1/2" x 10 5/16"
Interior dimensions: 56" x 17" x 10"
Countertop cutout: 56 1/2" x 18"
Basin area: 56" x 16"
Minimum cabinet size: 60" or 150cm

Basin (KSO-5-S-SS)

16GA 316L stainless steel indoor/outdoor
SilentArmor™ sound reduction technology
Angel finish
Three tier design
Star™ groove pattern
Reversible side drain
Drain cover included
Limited Lifetime Warranty
Made in the USA
ASME A112.19.3/CSA B45.4 certified
cUPC™ certified

Center Galley Tap holes 2" from the back of the 18" countertop cutout

Customize Your Galley

Add 7-12" length	p. 80	9" depth	p. 80
Add 1-6" length	p. 80	Center drain	p. 80
Add 18" DryDock	p. 51	ThinTop™	p. 67
Add 12" DryDock	p. 52	WorkTop™	p. 79
Apron front	p. 79	*Color coded labels available	p. 87

For Galley Tap Suite see pages 93-112

Recommended Basin Accessories & citrine.

Bottom Grate set BG-5-S-2-SS Stainless Steel

23 1/2"

31 1/2"

CIT-09-SS-C

Stainless Steel
Clean + Polish 9 oz

CIT-09-WD-C

Wood Condition
+ Protect 9 oz

CIT-04-WD-B

Wood Finishing
Balm 4 oz

Strainer M-DRN-MSS
Angel Finish 304 Stainless Steel

Disposal Strainer G-DRN-MSS
Angel Finish 304 Stainless Steel

Auto Strainer Angel Finish 304 Stainless Steel with Polished or Matte knob

A-DRN-PSS

A-DRN-MSS

A-DRN-MSS shown

IWS-4-S-WA

American Black Walnut

IWS-4-S-GT

Graphite Wood Composite

IWS-4-S-BA

Natural Golden Bamboo

IWS-4-S-GR

Exclusive Gray Resin*

IWS-4-S-WH

Designer White Resin*

Culinary Tools included (CKT-12)

(1) Upper Deck Section† 12" x 19" UD-12-L-xx	(1) Upper Tier Drying Rack 12 1/4" x 18" DR-12-U-xx	(1) Upper Tier Cutting Board 12 1/4" x 18" CB-12-U-xx	(2) Lower Tier Platforms 12 1/4" x 17" P1-12-L-xx	(1) SS Colander 11" 7.2-qt C1-11-O-ST	(1) SS Mixing Bowl 11" 7.2-qt B1-11-O-ST

For Optional Culinary Tools see pages 85-90

† The Upper Deck requires a 1/4" clearance below the surface of the countertop. If the countertop thickness is 3/4" or less, Walnut or Bamboo Upper Deck sections will not have the clearance to function above the Upper Tier Culinary Tools.

Upper Deck.

Cover set UD-4-2P-WA/GT/BA/GR/WH Walnut, Graphite, Bamboo, Gray or White Resin

24"

24"

(1) 12"

Included in CKT

Sections Walnut, Graphite, Bamboo, Gray or White Resin

UD-24-I

UD-12-I

Ideal Workstation® 4S

Specifications

Single bowl
Users: 1
Culinary Tools included: Five
Galley Tap recommended: One
Outside dimensions: 45 1/2" x 19 1/2" x 10 5/16"
Interior dimensions: 44" x 17" x 10"
Countertop cutout: 44 1/2" x 18"
Basin area: 44" x 16"
Minimum cabinet size: 48" or 120cm

Basin (KSO-4-S-SS)

16GA 316L stainless steel indoor/outdoor
SilentArmor™ sound reduction technology
Angel finish
Three tier design
Star™ groove pattern
Reversible side drain
Drain cover included
Limited Lifetime Warranty
Made in the USA
ASME A112.19.3/CSA B45.4 certified
cUPC™ certified

Center Galley Tap holes 2" from the back of the 18" countertop cutout

Customize Your Galley

Add 7-12" length	p. 80	9" depth	p. 80
Add 1-6" length	p. 80	Center drain	p. 80
Add 18" DryDock	p. 51	ThinTop™	p. 67
Add 12" DryDock	p. 52	WorkTop™	p. 79
Apron front	p. 79	*Color coded labels available	p. 87

For Galley Tap Suite see pages 93-112

Recommended Basin Accessories & citrine.

Bottom Grate set BG-4-S-2-SS Stainless Steel

11 1/2"

31 1/2"

CIT-09-SS-C

Stainless Steel
Clean + Polish 9 oz

CIT-09-WD-C

Wood Condition
+ Protect 9 oz

CIT-04-WD-B

Wood Finishing
Balm 4 oz

Strainer M-DRN-MSS
Angel Finish 304 Stainless Steel

Disposal Strainer G-DRN-MSS
Angel Finish 304 Stainless Steel

Auto Strainer Angel Finish 304 Stainless Steel with Polished or Matte knob

A-DRN-PSS

A-DRN-MSS

A-DRN-MSS shown

THEGALLEY.COM

11

Online Specification Page

Workstations

12

THEGALLEY.COM

Ideal Workstation® 3S

IWS-3-S-WA



American Black Walnut

IWS-3-S-GT



Graphite Wood Composite

IWS-3-S-BA



Natural Golden Bamboo

IWS-3-S-GR



Exclusive Gray Resin*

IWS-3-S-WH



Designer White Resin*

Culinary Tools included (CKT-12)


(1) Upper Deck Section† 12" x 19" UD-12-L-xx	(1) Upper Tier Drying Rack 12 1/4" x 18" DR-12-U-xx	(1) Upper Tier Cutting Board 12 1/4" x 18" CB-12-U-xx	(2) Lower Tier Platforms 12 1/4" x 17" P1-12-L-xx	(1) SS Colander 11" 7.2-qt C1-11-O-ST	(1) SS Mixing Bowl 11" 7.2-qt B1-11-O-ST

For Optional Culinary Tools see pages 85-90


† The Upper Deck requires a 1/4" clearance below the surface of the countertop. If the countertop thickness is 3/4" or less, Walnut or Bamboo Upper Deck sections will not have the clearance to function above the Upper Tier Culinary Tools.

Upper Deck.


Cover set **UD-3-2P-WA/GT/BA/GR/WH** Walnut, Graphite, Bamboo, Gray or White Resin



18"



18"




(1) 12"


Included in CKT

Sections


Walnut, Graphite, Bamboo, Gray or White Resin




UD-18-I



UD-12-I



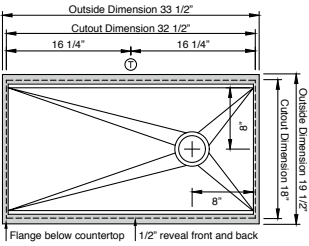
UD-09-I



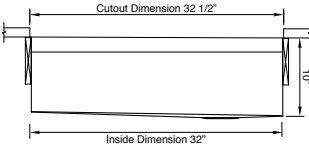
UD-06-I

Specifications

Single bowl
Users: 1
Culinary Tools included: Five
Galley Tap recommended: One
Outside dimensions: 33 1/2" x 19 1/2" x 10 5/16"
Interior dimensions: 32" x 17" x 10"
Countertop cutout: 32 1/2" x 18"
Basin area: 32" x 16"
Minimum cabinet size: 36" or 90cm



Center Galley Tap holes 2" from the back of the 18" countertop cutout



Basin (KSO-3-S-SS)

16GA 316L stainless steel indoor/outdoor
SilentArmor™ sound reduction technology
Angel finish
Three tier design
Star™ groove pattern
Reversible side drain
Drain cover included
Limited Lifetime Warranty
Made in the USA
ASME A112.19.3/CSA B45.4 certified
cUPC™ certified

Customize Your Galley

Add 7-12" length	p. 80	9" depth	p. 80
Add 1-6" length	p. 80	Center drain	p. 80
Add 18" DryDock	p. 51	ThinTop™	p. 67
Add 12" DryDock	p. 52	WorkTop™	p. 79
Apron front	p. 79	*Color coded labels available	p. 87

For Galley Tap Suite see pages 93-112

Recommended Basin Accessories & citrine.

Bottom Grate set **BG-3-S-1-SS** Stainless Steel



31 1/2"

Strainer M-DRN-MSS

Angel Finish 304 Stainless Steel



Disposal Strainer G-DRN-MSS

Angel Finish 304 Stainless Steel



Auto Strainer

Angel Finish 304 Stainless Steel with Polished or Matte knob



A-DRN-PSS
A-DRN-MSS
A-DRN-MSS shown

CIT-09-SS-C

Stainless Steel
Clean + Polish 9 oz



CIT-09-WD-C

Wood Condition
+ Protect 9 oz



CIT-04-WD-B

Wood Finishing
Balm 4 oz



Ideal Workstation® 30S

IWS-30-S-WA



American Black Walnut

IWS-30-S-GT



Graphite Wood Composite

IWS-30-S-BA



Natural Golden Bamboo

IWS-30-S-GR



Exclusive Gray Resin*

IWS-30-S-WH



Designer White Resin*

Culinary Tools included (CKT-12)


(1) Upper Deck Section† 12" x 19" UD-12-L-xx	(1) Upper Tier Drying Rack 12 1/4" x 18" DR-12-U-xx	(1) Upper Tier Cutting Board 12 1/4" x 18" CB-12-U-xx	(2) Lower Tier Platforms 12 1/4" x 17" P1-12-L-xx	(1) SS Colander 11" 7.2-qt C1-11-O-ST	(1) SS Mixing Bowl 11" 7.2-qt B1-11-O-ST

For Optional Culinary Tools see pages 85-90


† The Upper Deck requires a 1/4" clearance below the surface of the countertop. If the countertop thickness is 3/4" or less, Walnut or Bamboo Upper Deck sections will not have the clearance to function above the Upper Tier Culinary Tools.

Upper Deck.


Cover set **UD-30-2P-WA/GT/BA/GR/WH** Walnut, Graphite, Bamboo, Gray or White Resin



18"



12"




(1) 12"


Included in CKT

Sections


Walnut, Graphite, Bamboo, Gray or White Resin




UD-18-I



UD-12-I



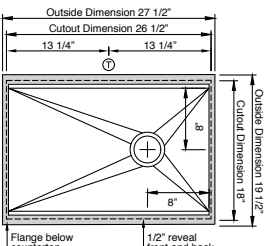
UD-09-I



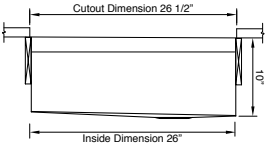
UD-06-I

Specifications

Single bowl
Users: 1
Culinary Tools included: Five
Galley BarTap® recommended: One
Outside dimensions: 27 1/2" x 19 1/2" x 10 5/16"
Interior dimensions: 26" x 17" x 10"
Countertop cutout: 26 1/2" x 18"
Basin area: 26" x 16"
Minimum cabinet size: 30" or 76cm



Center Galley Tap holes 2" from the back of the 18" countertop cutout



Customize Your Galley

Add 7-12" length	p. 80	9" depth	p. 80
Add 1-6" length	p. 80	Center drain	p. 80
Add 18" DryDock	p. 51	ThinTop™	p. 67
Add 12" DryDock	p. 52	WorkTop™	p. 79
Apron front	p. 79	*Color coded labels available	p. 87

For Galley Tap Suite see pages 93-112

Recommended Basin Accessories & citrine.

Bottom Grate set **BG-30-S-1-SS** Stainless Steel



25 1/2"

Strainer M-DRN-MSS

Angel Finish 304 Stainless Steel



Disposal Strainer G-DRN-MSS

Angel Finish 304 Stainless Steel



Auto Strainer

Angel Finish 304 Stainless Steel with Polished or Matte knob



A-DRN-PSS
A-DRN-MSS
A-DRN-MSS shown

CIT-09-SS-C

Stainless Steel
Clean + Polish 9 oz



CIT-09-WD-C

Wood Condition
+ Protect 9 oz



CIT-04-WD-B

Wood Finishing
Balm 4 oz



Ideal Workstation® 2C

IWS-2-C-WA



American Black Walnut

IWS-2-C-GT



Graphite Wood Composite

IWS-2-C-BA



Natural Golden Bamboo

IWS-2-C-GR









Exclusive Gray Resin*

IWS-2-C-WH



Designer White Resin*

Culinary Tools included (CKT-12)

					
(1) Upper Deck Section† 12" x 19" UD-12-L-xx	(1) Upper Tier Drying Rack 12 1/4" x 18" DR-12-U-xx	(1) Upper Tier Cutting Board 12 1/4" x 18" CB-12-U-xx	(2) Lower Tier Platforms 12 1/4" x 17" P1-12-L-xx	(1) SS Colander 11" 7.2-qt C1-11-O-ST	(1) SS Mixing Bowl 11" 7.2-qt B1-11-O-ST

For Optional Culinary Tools see pages 85-90

† The Upper Deck requires a 1/4" clearance below the surface of the countertop. If the countertop thickness is 3/4" or less, Walnut or Bamboo Upper Deck sections will not have the clearance to function above the Upper Tier Culinary Tools.

Upper Deck.

Cover set UD-2-2P-WA/GT/BA/GR/WH Walnut, Graphite, Bamboo, Gray or White Resin

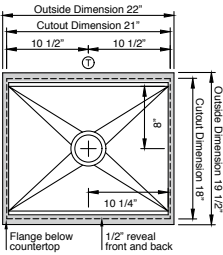


Sections Walnut, Graphite, Bamboo, Gray or White Resin

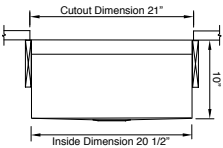


Specifications

Single bowl
Users: 1
Culinary Tools included: Five
Galley BarTap® recommended: One
Outside dimensions: 22" x 19 1/2" x 10 5/16"
Interior dimensions: 20 1/2" x 17" x 10"
Countertop cutout: 21" x 18"
Basin area: 20 1/2" x 16"
Minimum cabinet size: 24" or 60cm



Center Galley Tap holes 2" from the back of the 18" countertop cutout



Basin (KSO-2-C-SS)

16GA 316L stainless steel indoor/outdoor
SilentArmor™ sound reduction technology
Angel finish
Three tier design
Star™ groove pattern
Center drain
Drain cover included
Limited Lifetime Warranty
Made in the USA
ASME A112.19.3/CSA B45.4 certified
cUPC™ certified

Customize Your Galley

Add 7-12" length	p. 80	9" depth	p. 80
Add 1-6" length	p. 80	ThinTop™	p. 67
Add 18" DryDock	p. 51	WorkTop™	p. 79
Add 12" DryDock	p. 52	*Color coded labels available	p. 87
Apron front	p. 79		

For Galley Tap Suite see pages 93-112

Recommended Basin Accessories & citrine.

Bottom Grate set BG-2-C-1-SS Stainless Steel



20"

Strainer M-DRN-MSS
Angel Finish 304 Stainless Steel



Disposal Strainer G-DRN-MSS
Angel Finish 304 Stainless Steel



Auto Strainer Angel Finish 304 Stainless Steel with Polished or Matte knob



A-DRN-PSS
A-DRN-MSS

A-DRN-MSS shown

CIT-09-SS-C



CIT-09-WD-C



CIT-04-WD-B



Materials & Finishes

American Black Walnut

3/4" Natural Material
Classic solid wood finish
Hand-selected Walnut
Gentle on knives
Sanitary, dense, non-porous
Care for with citrine.
Eco-friendly

Natural Golden Bamboo

3/4" Natural Material
Traditional solid wood finish
Hand-selected Bamboo
Gentle on knives
Sanitary, dense, non-porous
Care for with citrine.
Eco-friendly

Graphite Wood Composite

1/2" High Performance Material
Modern, off-black, matte finish
Gentle on knives
Sanitary, non-porous, NSF certified
Dishwasher safe
Heat resistant up to 350°F
Eco-friendly
Indoor/Outdoor, UV rated
Write on with soapstone chalk!

Exclusive Gray Resin Designer White Resin

5/8" Material
Transitional finishes
Gentle on knives
Sanitary, non-porous, NSF certified
Dishwasher safe
Heat resistant up to 212°F
Indoor/Outdoor, UV rated
Color coded labeling available



Ideal Corner Workstation 4X4C, Ideal WashStation™ 30S with Graphite Wood Composite / Graphte Resin+ Kits, Walnut Corner Chef's Block, PVD Satin Black Taps, Hot & Cold Tap, Soap Dispensers, and Deck Switches

Functionality is just around the corner

Transform space that is traditionally a non-functional area within the kitchen into an incredibly efficient and useful inside corner. Have twice the fun by creating a two person Workstation on an outside corner.

Get the most out of every corner in your kitchen



IDEAL CORNER WORKSTATIONS

IWS-4X4-C
MEDIUM
Five Single Tier Culinary Tools
Outside Corner
Inside Corner



IWS-4X3-C
SMALL
Five Single Tier Culinary Tools
Outside Corner
Inside Corner



IWS-3X4-C
SMALL
Five Single Tier Culinary Tools
Outside Corner
Inside Corner



Ideal Corner Workstation 4X4C

IWS-4X4-C-WA



American Black Walnut

IWS-4X4-C-GT



Graphite Wood Composite

IWS-4X4-C-BA



Natural Golden Bamboo

IWS-4X4-C-GR



Exclusive Gray Resin*

IWS-4X4-C-WH



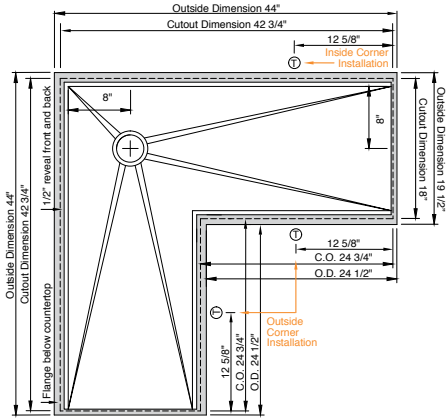
Designer White Resin*

Specifications

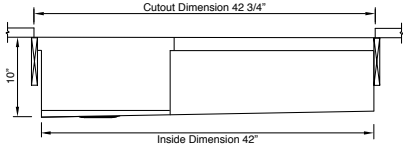
Single bowl
Users: 2 (Outside Corner), 1 (Inside Corner)
Culinary Tools included: Five
Galley Tap(s) recommended:
Two (Outside Corner), One (Inside Corner)
Outside dimensions: 44" x 44" x 19 1/2" x 10 5/16"
Interior dimensions: 42" x 42" x 17" x 10"
Countertop cutout: 42 3/4" x 42 3/4" x 18"
Basin area: 42" x 42" x 16"
Min. cabinet size: 48" x 48" or 120cm x 120cm

Basin (KSO-4X4-C-SS)

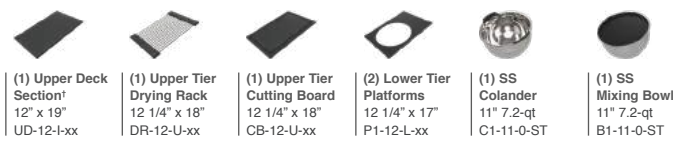
16GA 316L stainless steel indoor/outdoor
SilentArmor™ sound reduction technology
Angel finish
Three tier design
Star™ groove pattern
Side drain
Drain cover included
Limited Lifetime Warranty
Made in the USA
ASME A112.19.3/CSA B45.4 certified
cUPC™ certified



Center Galley Tap holes 2" from the back of the 18" countertop cutout



Culinary Tools included (CKT-12)




For Optional Culinary Tools see pages 85-90

† The Upper Deck requires a 1/4" clearance below the surface of the countertop. If the countertop thickness is 3/4" or less, Walnut or Bamboo Upper Deck sections will not have the clearance to function above the Upper Tier Culinary Tools.

Upper Deck.

Cover set UD-4X4-3P-WA/GT/BA/GR/WH Walnut, Graphite, Bamboo, Gray or White Resin



Sections Walnut, Graphite, Bamboo, Gray or White Resin



Ideal Corner Workstation 4X3C

IWS-4X3-C-WA



American Black Walnut

IWS-4X3-C-GT



Graphite Wood Composite

IWS-4X3-C-BA



Natural Golden Bamboo

IWS-4X3-C-GR



Exclusive Gray Resin*

IWS-4X3-C-WH



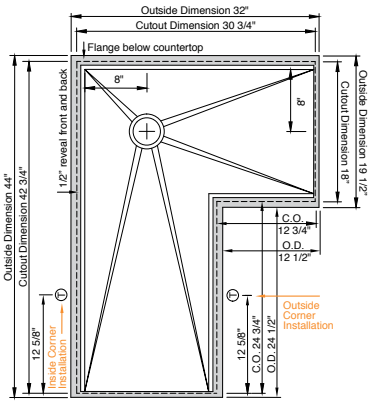
Designer White Resin*

Specifications

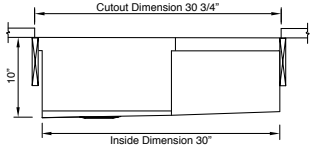
Single bowl
Users: 2 (Outside Corner), 1 (Inside Corner)
Culinary Tools included: Five
Galley Tap recommended: One
Outside dimensions: 44" x 32" x 19 1/2" x 10 5/16"
Interior dimensions: 42" x 30" x 17" x 10"
Countertop cutout: 42 3/4" x 30 3/4" x 18"
Basin area: 42" x 30" x 16"
Min. cabinet size: 48" x 36" or 120cm x 90cm

Basin (KSO-4X3-C-SS)

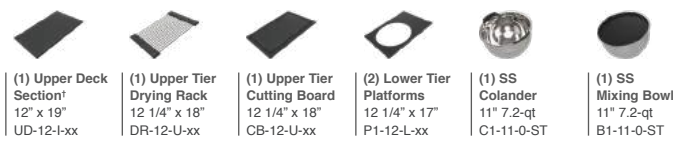
16GA 316L stainless steel indoor/outdoor
SilentArmor™ sound reduction technology
Angel finish
Three tier design
Star™ groove pattern
Side drain
Drain cover included
Limited Lifetime Warranty
Made in the USA
ASME A112.19.3/CSA B45.4 certified
cUPC™ certified



Center Galley Tap holes 2" from the back of the 18" countertop cutout



Culinary Tools included (CKT-12)




For Optional Culinary Tools see pages 85-90

† The Upper Deck requires a 1/4" clearance below the surface of the countertop. If the countertop thickness is 3/4" or less, Walnut or Bamboo Upper Deck sections will not have the clearance to function above the Upper Tier Culinary Tools.

Upper Deck.

Cover set UD-4X3-3P-WA/GT/BA/GR/WH Walnut, Graphite, Bamboo, Gray or White Resin



Sections Walnut, Graphite, Bamboo, Gray or White Resin



Ideal Corner Workstation 3X4C

IWS-3X4-C-WA



American Black Walnut

IWS-3X4-C-GT



Graphite Wood Composite

IWS-3X4-C-BA



Natural Golden Bamboo

IWS-3X4-C-GR



Exclusive Gray Resin*

IWS-3X4-C-WH



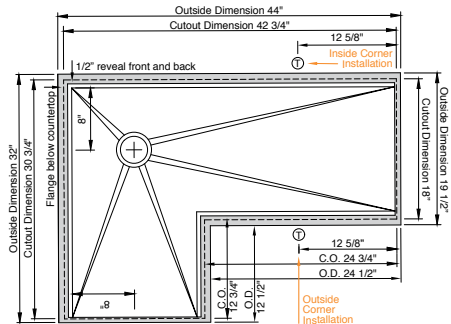
Designer White Resin*

Specifications

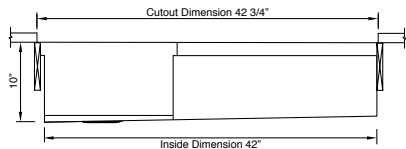
Single bowl
Users: 2 (Outside Corner), 1 (Inside Corner)
Culinary Tools included: Five
Galley Tap recommended: One
Outside dimensions: 32" x 44" x 19 1/2" x 10 5/16"
Interior dimensions: 30" x 42" x 17" x 10"
Countertop cutout: 30 3/4" x 42 3/4" x 18"
Basin area: 30" x 42" x 16"
Min. cabinet size: 36" x 48" or 90cm x 120cm

Basin (KSO-3X4-C-SS)

16GA 316L stainless steel indoor/outdoor
SilentArmor™ sound reduction technology
Angel finish
Three tier design
Star™ groove pattern
Side drain
Drain cover included
Limited Lifetime Warranty
Made in the USA
ASME A112.19.3/CSA B45.4 certified
cUPC™ certified



Center Galley Tap holes 2" from the back of the 18" countertop cutout



Culinary Tools included (CKT-12)

(1) Upper Deck Section† 12" x 19" UD-12-L-xx	(1) Upper Tier Drying Rack 12 1/4" x 18" DR-12-U-xx	(1) Upper Tier Cutting Board 12 1/4" x 18" CB-12-U-xx	(2) Lower Tier Platforms 12 1/4" x 17" P1-12-L-xx	(1) SS Colander 11" 7.2-qt C1-11-O-ST	(1) SS Mixing Bowl 11" 7.2-qt B1-11-O-ST

For Optional Culinary Tools see pages 85-90

† The Upper Deck requires a 1/4" clearance below the surface of the countertop. If the countertop thickness is 3/4" or less, Walnut or Bamboo Upper Deck sections will not have the clearance to function above the Upper Tier Culinary Tools.

Upper Deck.

Cover set UD-4X3-3P-WA/GT/BA/GR/WH Walnut, Graphite, Bamboo, Gray or White Resin



Sections Walnut, Graphite, Bamboo, Gray or White Resin




Customize Your Galley

Add 7-12" length	p. 80	9" depth	p. 80
Add 1-6" length	p. 80	ThinTop™	p. 67
Add 18" DryDock	p. 51	WorkTop™	p. 79
Add 12" DryDock	p. 52	*Color coded labels available	p. 87

For Galley Tap Suite see pages 93-112

Recommended Basin Accessories & citrine.

Bottom Grate set BG-4X3-C-3-SS Stainless Steel



Strainer M-DRN-MSS
Angel Finish 304 Stainless Steel



Disposal Strainer G-DRN-MSS
Angel Finish 304 Stainless Steel



Auto Strainer Angel Finish 304 Stainless Steel with Polished or Matte knob



A-DRN-PSS
A-DRN-MSS

A-DRN-MSS shown

CIT-09-SS-C



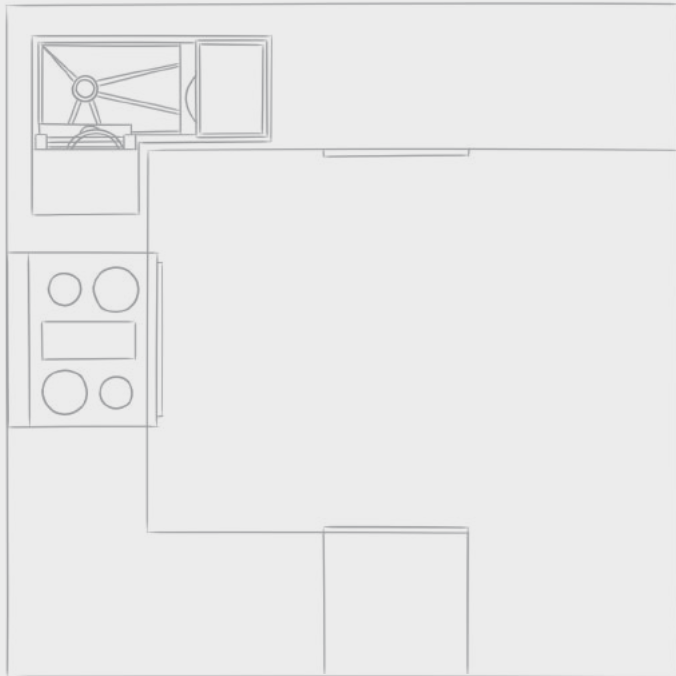
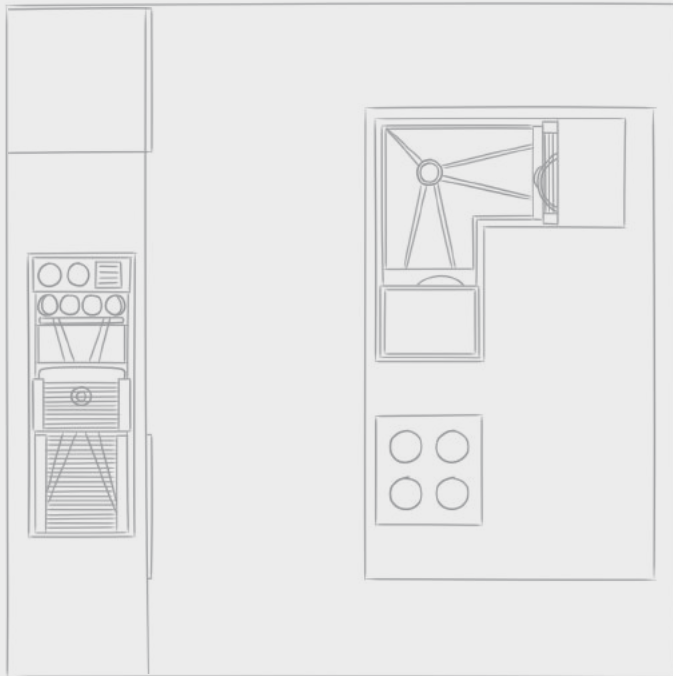
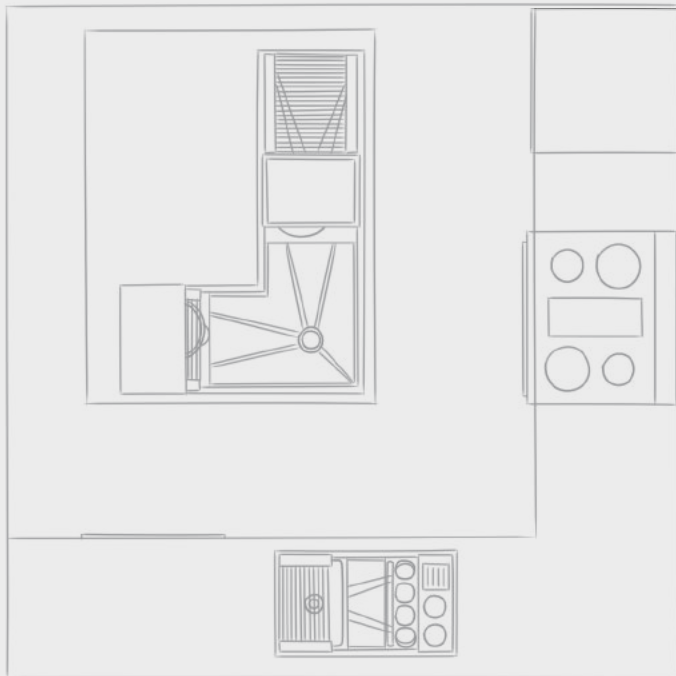
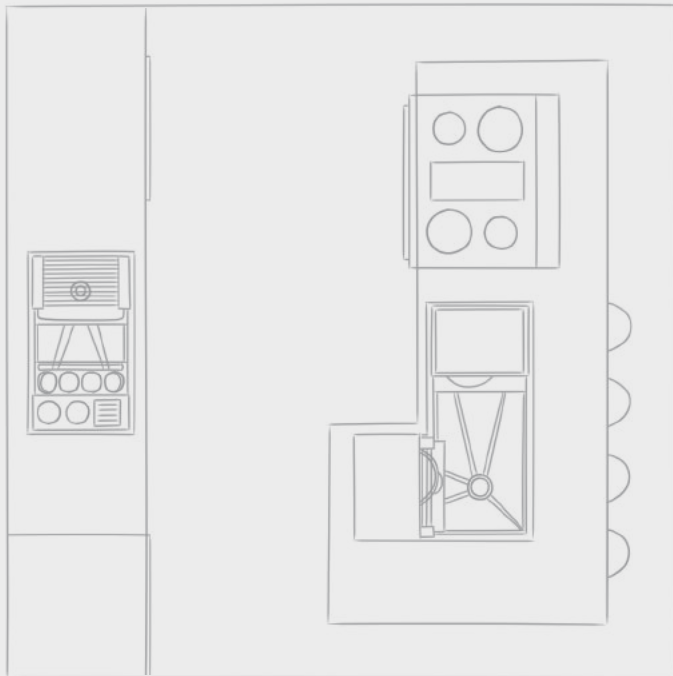
CIT-09-WD-C



CIT-04-WD-B



Corner Workstation Layouts





Ideal WashStation™ 3S with Designer White Resin / Resin+ Wash Kit, PVD Brushed Gold Stainless Steel Tap, Soap Dispenser, and Deck Switch

Keep it clean and simple

Clean up is made easy with all of the right tools. The Galley WashStation™ makes the kitchen more functional when added to the Galley Workstation. All preparation, cooking, serving and entertaining happens at the Workstation and cleaning happens at the WashStation. Get the most out of your kitchen with a Workstation + WashStation.

Get in the "Wash" Zone

IDEAL WASHSTATIONS™

IWA-4-D
X-LARGE

Four Single Tier Wash Tools



IWA-4-S
X-LARGE

Four Single Tier Wash Tools



IWA-3-S
LARGE

Four Single Tier Wash Tools



IWA-30-S
MEDIUM

Four Single Tier Wash Tools



IWA-2-C
SMALL

Four Single Tier Wash Tools



Ideal WashStation™ 4D

Ideal WashStation™ 4S

IWA-4-D-WA



American Black Walnut / Graphite Resin+

IWA-4-D-GT



Graphite Wood Composite / Graphite Resin+

IWA-4-D-BA



Natural Golden Bamboo / Exclusive Gray Resin+

IWA-4-D-GR



Exclusive Gray Resin* / Resin+

IWA-4-D-WH



Designer White Resin* / Resin+

Wash Tools included (WKT-4T)

(1) Upper Tier Drying Rack
9 1/4" x 18"
DR-09-U-xx

(1) Lower Tier Wash Caddy
6" x 17"
WC-06-L-xx

(1) Lower Tier Wash Bowl
12" x 17"
WB-12-L-xx

(1) Upper Tier Utensil Caddy
6" x 18"
UC-06-U-xx

For Optional Culinary Tools see pages 85-90

Upper Deck.

Cover set UD-4-2P-WA/GT/BA/GR/WH Walnut, Graphite, Bamboo, Gray or White Resin

24" 24"

Sections Walnut, Graphite, Bamboo, Gray or White Resin

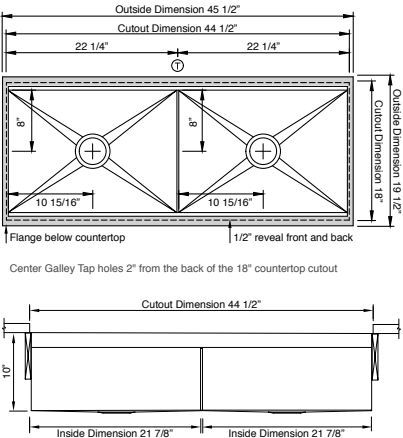
UD-24-I UD-12-I

Specifications

Double bowl
Users: 1
Wash Tools included: Four
Galley Tap recommended: One
Outside dimensions: 45 1/2" x 19 1/2" x 10 5/16"
Interior dimensions: 44" x 17" x 10"
Countertop cutout: 44 1/2" x 18"
Basin area: 21 7/8", 21 7/8" x 16"
Minimum cabinet size: 48" or 120cm

Basin (KSO-4-D-SS)

16GA 316L stainless steel indoor/outdoor
SilentArmor™ sound reduction technology
Angel finish
Three tier design
Star™ groove pattern
Center drains
Drain covers included
Limited Lifetime Warranty
Made in the USA
ASME A112.19.3/CSA B45.4 certified
cUPC™ certified



Customize Your Galley

Add 7-12" length	p. 80	9" depth	p. 80
Add 1-6" length	p. 80	ThinTop™	p. 67
Add 18" DryDock	p. 51	WorkTop™	p. 79
Add 12" DryDock	p. 52	*Color coded labels available	p. 87
Apron front	p. 79		

For Galley Tap Suite see pages 93-112

Recommended Basin Accessories & citrine.

Bottom Grate set BG-4-D-2-SS Stainless Steel

20" 20"

Strainer M-DRN-MSS Angel Finish 304 Stainless Steel

Disposal Strainer G-DRN-MSS Angel Finish 304 Stainless Steel

Auto Strainer Angel Finish 304 Stainless Steel with Polished or Matte knob

A-DRN-PSS A-DRN-MSS

A-DRN-MSS shown

IWA-4-S-WA



American Black Walnut / Graphite Resin+

IWA-4-S-GT



Graphite Wood Composite / Graphite Resin+

IWA-4-S-BA



Natural Golden Bamboo / Exclusive Gray Resin+

IWA-4-S-GR



Exclusive Gray Resin* / Resin+

IWA-4-S-WH



Designer White Resin* / Resin+

Wash Tools included (WKT-4T)

(1) Upper Tier Drying Rack
9 1/4" x 18"
DR-09-U-xx

(1) Lower Tier Wash Caddy
6" x 17"
WC-06-L-xx

(1) Lower Tier Wash Bowl
12" x 17"
WB-12-L-xx

(1) Upper Tier Utensil Caddy
6" x 18"
UC-06-U-xx

For Optional Culinary Tools see pages 85-90

Upper Deck.

Cover set UD-4-2P-WA/GT/BA/GR/WH Walnut, Graphite, Bamboo, Gray or White Resin

24" 24"

Sections Walnut, Graphite, Bamboo, Gray or White Resin

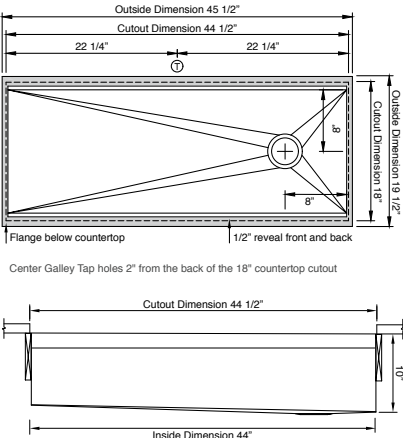
UD-24-I UD-12-I

Specifications

Single bowl
Users: 1
Wash Tools included: Four
Galley Tap recommended: One
Outside dimensions: 45 1/2" x 19 1/2" x 10 5/16"
Interior dimensions: 44" x 17" x 10"
Countertop cutout: 44 1/2" x 18"
Basin area: 44" x 16"
Minimum cabinet size: 48" or 120cm

Basin (KSO-4-S-SS)

16GA 316L stainless steel indoor/outdoor
SilentArmor™ sound reduction technology
Angel finish
Three tier design
Star™ groove pattern
Reversible side drain
Drain cover included
Limited Lifetime Warranty
Made in the USA
ASME A112.19.3/CSA B45.4 certified
cUPC™ certified



Customize Your Galley

Add 7-12" length	p. 80	9" depth	p. 80
Add 1-6" length	p. 80	Center drain	p. 80
Add 18" DryDock	p. 51	ThinTop™	p. 67
Add 12" DryDock	p. 52	WorkTop™	p. 79
Apron front	p. 79	*Color coded labels available	p. 87

For Galley Tap Suite see pages 93-112

Recommended Basin Accessories & citrine.

Bottom Grate set BG-4-S-2-SS Stainless Steel

11 1/2" 31 1/2"

Strainer M-DRN-MSS Angel Finish 304 Stainless Steel

Disposal Strainer G-DRN-MSS Angel Finish 304 Stainless Steel

Auto Strainer Angel Finish 304 Stainless Steel with Polished or Matte knob

A-DRN-PSS A-DRN-MSS

A-DRN-MSS shown

Ideal WashStation™ 3S

IWA-3-S-WA




American Black Walnut / Graphite Resin+

IWA-3-S-GT



Graphite Wood Composite / Graphite Resin+

IWA-3-S-BA



Natural Golden Bamboo / Exclusive Gray Resin+

IWA-3-S-GR



Exclusive Gray Resin+ / Resin+

IWA-3-S-WH



Designer White Resin+ / Resin+

Wash Tools included (WKT-4T)



For Optional Culinary Tools see pages 85-90

Upper Deck.

Cover set **UD-3-2P-WA/GT/BA/GR/WH** Walnut, Graphite, Bamboo, Gray or White Resin

18"

18"

Sections Walnut, Graphite, Bamboo, Gray or White Resin

UD-18-I

UD-09-I

Specifications

Single bowl
Users: 1
Wash Tools included: Four
Galley Tap recommended: One
Outside dimensions: 33 1/2" x 19 1/2" x 10 5/16"
Interior dimensions: 32" x 17" x 10"
Countertop cutout: 32 1/2" x 18"
Basin area: 32" x 16"
Minimum cabinet size: 36" or 90cm

Center Galley Tap holes 2" from the back of the 18" countertop cutout

Basin (KSO-3-S-SS)

16GA 316L stainless steel indoor/outdoor
SilentArmor™ sound reduction technology
Angel finish
Three tier design
Star™ groove pattern
Reversible side drain
Drain cover included
Limited Lifetime Warranty
Made in the USA
ASME A112.19.3/CSA B45.4 certified
cUPC™ certified

Customize Your Galley

Add 7-12" length	p. 80	9" depth	p. 80
Add 1-6" length	p. 80	Center drain	p. 80
Add 18" DryDock	p. 51	ThinTop™	p. 67
Add 12" DryDock	p. 52	WorkTop™	p. 79
Apron front	p. 79	*Color coded labels available	p. 87

For Galley Tap Suite see pages 93-112

Recommended Basin Accessories & citrine.

Bottom Grate set **BG-3-S-1-SS** Stainless Steel

31 1/2"

Strainer **M-DRN-MSS**
Angel Finish 304 Stainless Steel

Disposal Strainer **G-DRN-MSS**
Angel Finish 304 Stainless Steel

Auto Strainer Angel Finish 304 Stainless Steel with Polished or Matte knob

A-DRN-PSS

A-DRN-MSS

A-DRN-MSS shown

Ideal WashStation™ 30S

IWA-30-S-WA

American Black Walnut / Graphite Resin+

IWA-30-S-GT

Graphite Wood Composite / Graphite Resin+

IWA-30-S-BA

Natural Golden Bamboo / Gray Resin+

IWA-30-S-GR

Exclusive Gray Resin+ / Resin+

IWA-30-S-WH

Designer White Resin+ / Resin+

Wash Tools included (WKT-4T)

For Optional Culinary Tools see pages 85-90

Upper Deck.

Cover set **UD-30-2P-WA/GT/BA/GR/WH** Walnut, Graphite, Bamboo, Gray or White Resin

18"

12"

Sections Walnut, Graphite, Bamboo, Gray or White Resin

UD-18-I

UD-12-I

UD-09-I

UD-06-I

Specifications

Single bowl
Users: 1
Wash Tools included: Four
Galley BarTap® recommended: One
Outside dimensions: 27 1/2" x 19 1/2" x 10 5/16"
Interior dimensions: 26" x 17" x 10"
Countertop cutout: 26 1/2" x 18"
Basin area: 26" x 16"
Minimum cabinet size: 30" or 76cm

Center Galley Tap holes 2" from the back of the 18" countertop cutout

Basin (KSO-30-S-SS)

16GA 316L stainless steel indoor/outdoor
SilentArmor™ sound reduction technology
Angel finish
Three tier design
Star™ groove pattern
Reversible side drain
Drain cover included
Limited Lifetime Warranty
Made in the USA
ASME A112.19.3/CSA B45.4 certified
cUPC™ certified

Customize Your Galley

Add 7-12" length	p. 80	9" depth	p. 80
Add 1-6" length	p. 80	Center drain	p. 80
Add 18" DryDock	p. 51	ThinTop™	p. 67
Add 12" DryDock	p. 52	WorkTop™	p. 79
Apron front	p. 79	*Color coded labels available	p. 87

For Galley Tap Suite see pages 93-112

Recommended Basin Accessories & citrine.

Bottom Grate set **BG-30-S-1-SS** Stainless Steel

25 1/2"

Strainer **M-DRN-MSS**
Angel Finish 304 Stainless Steel

Disposal Strainer **G-DRN-MSS**
Angel Finish 304 Stainless Steel

Auto Strainer Angel Finish 304 Stainless Steel with Polished or Matte knob

A-DRN-PSS

A-DRN-MSS

A-DRN-MSS shown

THEGALLEY.COM

27

Online Specification Page

THEGALLEY.COM

28

Online Specification Page

Ideal WashStation™ 2C

IWA-2-C-WA




Black Walnut / Graphite Resin+

IWA-2-C-GT




Graphite Wood / Resin+

IWA-2-C-BA



Golden Bamboo / Gray Resin+

IWA-2-C-GR



Exclusive Gray Resin+ / Resin+

IWA-2-C-WH



Designer White Resin+ / Resin+



Wash Tools included (WKT-4T)

			
(1) Upper Tier Drying Rack 9 1/4" x 18" DR-09-U-xx	(1) Lower Tier Wash Caddy 6" x 17" WC-06-L-xx	(1) Lower Tier Wash Bowl 12" x 17" WB-12-L-xx	(1) Upper Tier Utensil Caddy 6" x 18" UC-06-U-xx





For Optional Culinary Tools see pages 85-90

Upper Deck.

Cover set **UD-2-2P-WA/GT/BA/GR/WH** Walnut, Graphite, Bamboo, Gray or White Resin





12" 12"







20"

Sections

Walnut, Graphite, Bamboo, Gray or White Resin



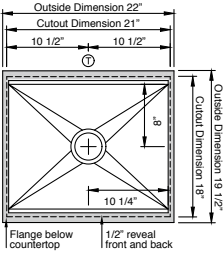
UD-12-I UD-06-I



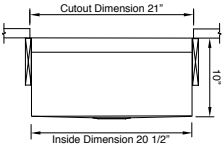
UD-12-I UD-06-I

Specifications

Single bowl
Users: 1
Wash Tools included: Four
Galley BarTap® recommended: One
Outside dimensions: 22" x 19 1/2" x 10 5/16"
Interior dimensions: 20 1/2" x 17" x 10"
Countertop cutout: 21" x 18"
Basin area: 20 1/2" x 16"
Minimum cabinet size: 24" or 60cm



Center Galley Tap holes 2" from the back of the 18" countertop cutout



Basin (KSO-2-C-SS)

16GA 316L stainless steel indoor/outdoor
SilentArmor™ sound reduction technology
Angel finish
Three tier design
Star™ groove pattern
Center drain
Drain covers included
Limited Lifetime Warranty
Made in the USA
ASME A112.19.3/CSA B45.4 certified
cUPC™ certified

Customize Your Galley

Add 7-12" length	p. 80	9" depth	p. 80
Add 1-6" length	p. 80	Center drain	p. 80
Add 18" DryDock	p. 51	ThinTop™	p. 67
Add 12" DryDock	p. 52	WorkTop™	p. 79
Apron front	p. 79	*Color coded labels available	p. 87

For Galley Tap Suite see pages 93-112

Recommended Basin Accessories & citrine.

Bottom Grate set **BG-2-C-1-SS** Stainless Steel



20"

Strainer **M-DRN-MSS**
Angel Finish 304 Stainless Steel

Disposal Strainer **G-DRN-MSS**
Angel Finish 304 Stainless Steel



A-DRN-PSS
A-DRN-MSS

A-DRN-MSS shown

CIT-09-SS-C
Stainless Steel
Clean + Polish 9 oz

CIT-09-WD-C
Wood Condition
+ Protect 9 oz

CIT-04-WD-B
Wood Finishing
Balm 4 oz

Resin+ Finishes

Graphite Resin+

Matte black finish
BPA/BPS-free
NSF certified
Dishwasher safe
Shatter resistant
Sanitary, non-porous
Heat & chemical resistant
Indoor/Outdoor, UV rated

Exclusive Gray Resin+

Transitional Gray finish
BPA/BPS-free
NSF certified
Dishwasher safe
Shatter resistant
Sanitary, non-porous
Heat & chemical resistant
Indoor/Outdoor, UV rated

Designer White Resin+

Transitional White finish
BPA/BPS-free
NSF certified
Dishwasher safe
Shatter resistant
Sanitary, non-porous
Heat & chemical resistant
Indoor/Outdoor, UV rated



Ideal Corner WashStation™ 4X3C with Graphite Wood Composite / Graphite Resin+ Wash Kit, Polished Stainless Steel Tap, Soap Dispenser, and Deck Switch

Another great solution is around the corner

Like the Corner Workstation, the Corner WashStation™ makes great use of those awkward corner spaces in the kitchen. Get the most out of your kitchen with a Workstation + WashStation.

No cutting corners here



IDEAL CORNER WASHSTATIONS™

IWA-4X4-C

X-LARGE

- Four Single Tier Wash Tools
- Outside Corner
- Inside Corner



IWA-4X3-C

LARGE

- Four Single Tier Wash Tools
- Outside Corner
- Inside Corner



IWA-3X4-C

LARGE

- Four Single Tier Wash Tools
- Outside Corner
- Inside Corner



Ideal Corner WashStation™ 4X4C

IWA-4X4-C-WA



American Black Walnut / Graphite Resin+

IWA-4X4-C-GT



Graphite Wood Composite / Graphite Resin+

IWA-4X4-C-BA



Natural Golden Bamboo / Exclusive Gray Resin+

IWA-4X4-C-GR



Exclusive Gray Resin* / Resin+

IWA-4X4-C-WH



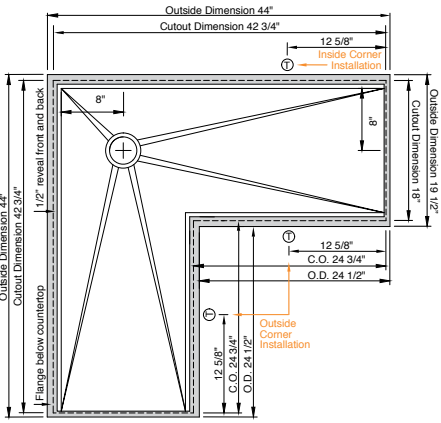
Designer White Resin* / Resin+

Specifications

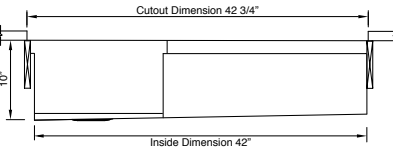
Single bowl
Users: 2 (Outside Corner), 1 (Inside Corner)
Wash Tools included: Four
Galley Tap(s) recommended:
Two (Outside Corner), One (Inside Corner)
Outside dimensions: 44" x 44" x 19 1/2" x 10 5/16"
Interior dimensions: 42" x 42" x 17" x 10"
Countertop cutout: 42 3/4" x 42 3/4" x 18"
Basin area: 42" x 42" x 16"
Min. cabinet size: 48" x 48" or 120cm x 120cm

Basin (KSO-4X4-C-SS)

16GA 316L stainless steel indoor/outdoor
SilentArmor™ sound reduction technology
Angel finish
Three tier design
Star™ groove pattern
Side drain
Drain cover included
Limited Lifetime Warranty
Made in the USA
ASME A112.19.3/CSA B45.4 certified
cUPC™ certified



Center Galley Tap holes 2" from the back of the 18" countertop cutout




Wash Tools included (WKT-4T)



For Optional Culinary Tools see pages 85-90

Upper Deck.

Cover set UD-4X4-3P-WA/GT/BA/GR/WH Walnut, Graphite, Bamboo, Gray or White Resin



Sections Walnut, Graphite, Bamboo, Gray or White Resin



Ideal Corner WashStation™ 4X3C

IWA-4X3-C-WA



American Black Walnut / Graphite Resin+

IWA-4X3-C-GT



Graphite Wood Composite / Graphite Resin+

IWA-4X3-C-BA



Natural Golden Bamboo / Exclusive Gray Resin+

IWA-4X3-C-GR



Exclusive Gray Resin* / Resin+

IWA-4X3-C-WH



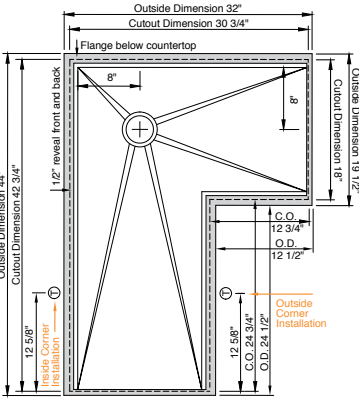
Designer White Resin* / Resin+

Specifications

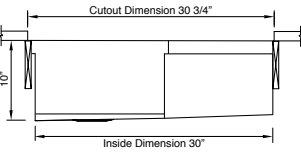
Single bowl
Users: 2 (Outside Corner), 1 (Inside Corner)
Wash Tools included: Four
Galley Tap recommended: One
Outside dimensions: 44" x 32" x 19 1/2" x 10 5/16"
Interior dimensions: 42" x 30" x 17" x 10"
Countertop cutout: 42 3/4" x 30 3/4" x 18"
Basin area: 42" x 30" x 16"
Min. cabinet size: 48" x 36" or 120cm x 90cm

Basin (KSO-4X3-C-SS)

16GA 316L stainless steel indoor/outdoor
SilentArmor™ sound reduction technology
Angel finish
Three tier design
Star™ groove pattern
Side drain
Drain cover included
Limited Lifetime Warranty
Made in the USA
ASME A112.19.3/CSA B45.4 certified
cUPC™ certified



Center Galley Tap holes 2" from the back of the 18" countertop cutout




Wash Tools included (WKT-4T)



For Optional Culinary Tools see pages 85-90

Upper Deck.

Cover set UD-4X3-3P-WA/GT/BA/GR/WH Walnut, Graphite, Bamboo, Gray or White Resin



Sections Walnut, Graphite, Bamboo, Gray or White Resin




Customize Your Galley

Add 7-12" length	p. 80	9" depth	p. 80
Add 1-6" length	p. 80	ThinTop™	p. 67
Add 18" DryDock	p. 51	WorkTop™	p. 79
Add 12" DryDock	p. 52	*Color coded labels available	p. 87

For Galley Tap Suite see pages 93-112

Recommended Basin Accessories & citrine.

Bottom Grate set BG-4X4-C-3-SS Stainless Steel



Strainer M-DRN-MSS
Angel Finish 304 Stainless Steel



Disposal Strainer G-DRN-MSS
Angel Finish 304 Stainless Steel



Auto Strainer Angel Finish 304 Stainless Steel with Polished or Matte knob



A-DRN-MSS shown

CIT-09-SS-C
Stainless Steel
Clean + Polish 9 oz



CIT-09-WD-C
Wood Condition
+ Protect 9 oz



CIT-04-WD-B
Wood Finishing
Balm 4 oz



Customize Your Galley

Add 7-12" length	p. 80	9" depth	p. 80
Add 1-6" length	p. 80	ThinTop™	p. 67
Add 18" DryDock	p. 51	WorkTop™	p. 79
Add 12" DryDock	p. 52	*Color coded labels available	p. 87

For Galley Tap Suite see pages 93-112

Recommended Basin Accessories & citrine.

Bottom Grate set BG-4X3-C-3-SS Stainless Steel



Strainer M-DRN-MSS
Angel Finish 304 Stainless Steel



Disposal Strainer G-DRN-MSS
Angel Finish 304 Stainless Steel



Auto Strainer Angel Finish 304 Stainless Steel with Polished or Matte knob



A-DRN-MSS shown

CIT-09-SS-C
Stainless Steel
Clean + Polish 9 oz



CIT-09-WD-C
Wood Condition
+ Protect 9 oz



CIT-04-WD-B
Wood Finishing
Balm 4 oz



Ideal Corner WashStation™ 3X4C

IWA-3X4-C-WA



American Black Walnut / Graphite Resin+

IWA-3X4-C-GT



Graphite Wood Composite / Graphite Resin+

IWA-3X4-C-BA



Natural Golden Bamboo / Exclusive Gray Resin+

IWA-3X4-C-GR



Exclusive Gray Resin* / Resin+

IWA-3X4-C-WH



Designer White Resin* / Resin+


Wash Tools included (WKT-4T)

- (1) Upper Tier Drying Rack
9 1/4" x 18"
DR-09-U-xx
- (1) Lower Tier Wash Caddy
6" x 17"
WC-06-L-xx
- (1) Lower Tier Wash Bowl
12" x 17"
WB-12-L-xx
- (1) Upper Tier Utensil Caddy
6" x 18"
UC-06-U-xx

For Optional Culinary Tools see pages 85-90

Upper Deck.

Cover set UD-4X3-3P-WA/GT/BA/GR/WH Walnut, Graphite, Bamboo, Gray or White Resin



Sections Walnut, Graphite, Bamboo, Gray or White Resin

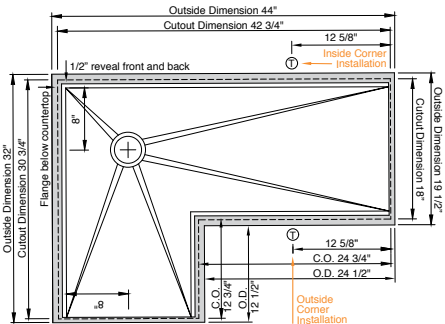


Specifications

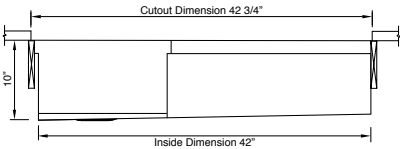
Single bowl
Users: 2 (Outside Corner), 1 (Inside Corner)
Wash Tools included: Four
Galley Tap recommended: One
Outside dimensions: 32" x 44" x 19 1/2" x 10 5/16"
Interior dimensions: 30" x 42" x 17" x 10"
Countertop cutout: 30 3/4" x 42 3/4" x 18"
Basin area: 30" x 42" x 16"
Min. cabinet size: 36" x 48" or 90cm x 120cm

Basin (KSO-3X4-C-SS)

16GA 316L stainless steel indoor/outdoor
SilentArmor™ sound reduction technology
Angel finish
Three tier design
Star™ groove pattern
Side drain
Drain cover included
Limited Lifetime Warranty
Made in the USA
ASME A112.19.3/CSA B45.4 certified
cUPC™ certified



Center Galley Tap holes 2" from the back of the 18" countertop cutout



Customize Your Galley

- Add 7-12" length p. 80

Add 1-6" length p. 80

Add 18" DryDock p. 51

Add 12" DryDock p. 52
- 9" depth p. 80

ThinTop™ p. 67


WorkTop™ p. 79

*Color coded labels available p. 87

For Galley Tap Suite see pages 93-112

Recommended Basin Accessories & citrine.

Bottom Grate set BG-4X3-C-3-SS Stainless Steel



Strainer M-DRN-MSS
Angel Finish 304 Stainless Steel



Disposal Strainer G-DRN-MSS
Angel Finish 304 Stainless Steel



Auto Strainer Angel Finish 304 Stainless Steel with Polished or Matte knob



A-DRN-PSS
A-DRN-MSS

A-DRN-MSS shown

CIT-09-SS-C



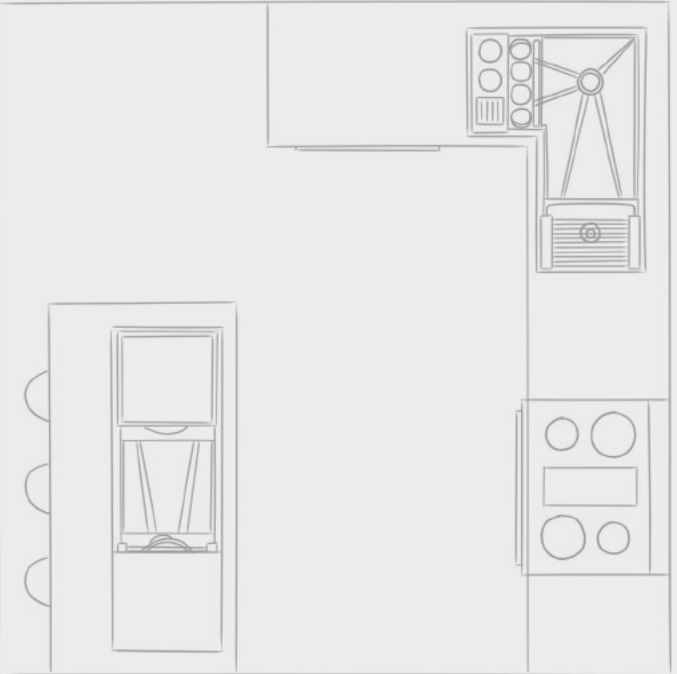

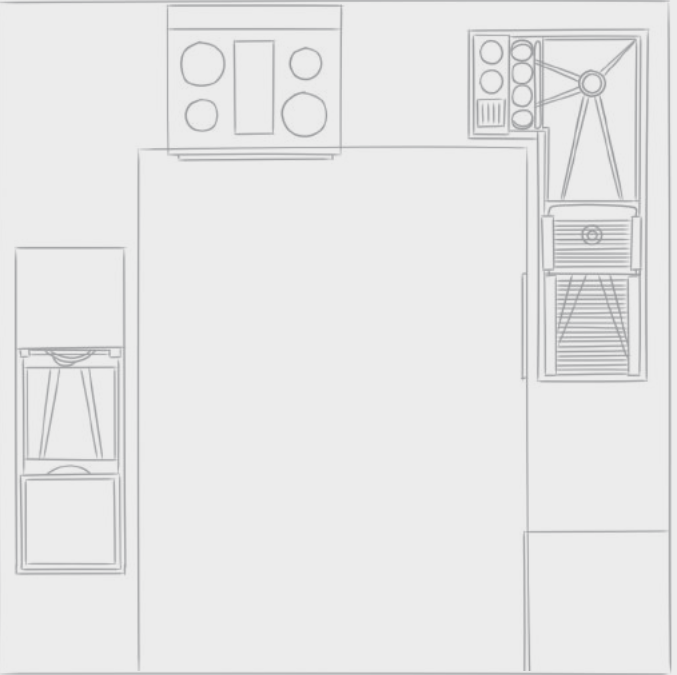
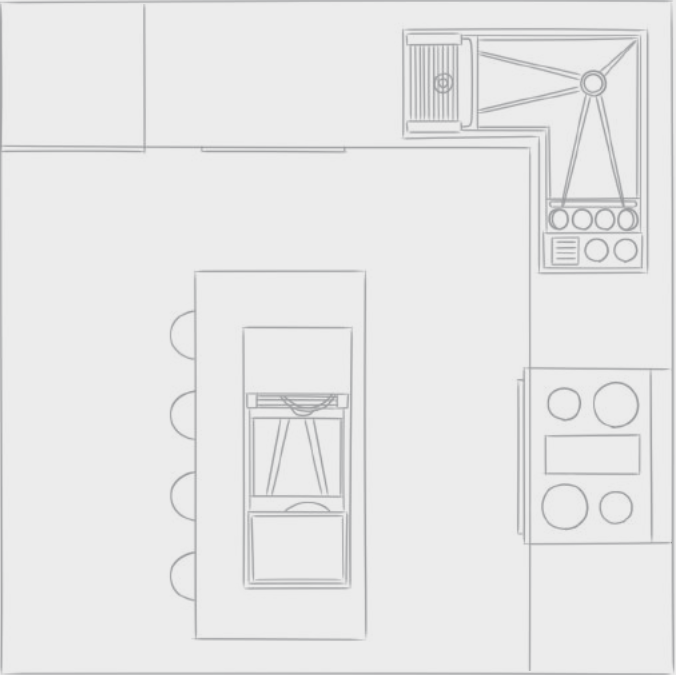
CIT-09-WD-C



CIT-04-WD-B



Corner WashStation™ Layouts





Ideal Work&WashStation™ 6D with Designer White Resin / Resin+ Kits, Matte Stainless Steel Taps, Hot & Cold Tap, Soap Dispenser, and Deck Switches

Divide and conquer

The Work&WashStation™ allows you to separate food preparation or prepare and wash in one Workstation. It is ideal when only one larger Workstation is possible. A thin stainless steel partition raises only to the lower tier allowing Cutting Boards and Drying Racks the freedom to slide all the way across both basins on the Lower Tier. This is also great for Kosher Cooking!

This is not your grandma’s double bowl sink

IDEAL WORK&WASHSTATIONS™

IWW-7-D
X-LARGE

Eight Dual Tier
Culinary Tools &
Four Single Tier
Wash Tools

👤👤👤



IWW-6-D
LARGE

Five Single Tier
Culinary Tools &
Four Single Tier
Wash Tools

👤👤



IWW-5-D
MEDIUM

Five Single Tier
Culinary Tools &
Four Single Tier
Wash Tools

👤👤



IWW-4-D
SMALL

Five Single Tier
Culinary Tools &
Four Single Tier
Wash Tools

👤



Ideal Work&WashStation™ 7D

IWW-7-D-WA



American Black Walnut / Graphite Resin+

IWW-7-D-GT



Graphite Wood Composite / Graphite Resin+

IWW-7-D-BA



Natural Golden Bamboo / Exclusive Gray Resin+

IWW-7-D-GR









Exclusive Gray Resin+ / Resin+

IWW-7-D-WH



Designer White Resin+ / Resin+

Culinary Tools included (CKT-17)


					
(1) Upper Deck Section† 18" x 19" UD-18-L-xx	(1) Dual Tier Drying Rack 17" x 18" DR-17-D-xx	(2) Dual Tier Cutting Boards 17" x 18" CB-17-D-xx	(2) Dual Tier Platforms 17" x 18" P2-17-D-xx	(2) SS Colanders 11" 7.2-qt C1-11-O-ST	(2) SS Mixing Bowls 11" 7.2-qt B1-11-O-ST

For Optional Culinary Tools see pages 85-90


† The Upper Deck requires a 1/4" clearance below the surface of the countertop. If the countertop thickness is 3/4" or less, Walnut or Bamboo Upper Deck sections will not have the clearance to function above the Upper Tier Culinary Tools.

Upper Deck.

Cover set UD-7-4P-WA/GT/BA/GR/WH Walnut, Graphite, Bamboo, Gray or White Resin



Sections Walnut, Graphite, Bamboo, Gray or White Resin

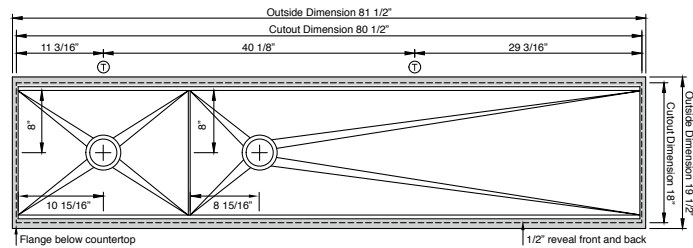


Specifications

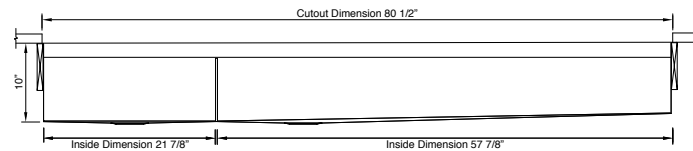
Double bowl
Users: 1-3
Culinary/Wash Tools included: Twelve
Galley Taps recommended: Two
Outside dimensions: 81 1/2" x 19 1/2" x 10 5/16"
Interior dimensions: 80" x 17" x 10"
Countertop cutout: 80 1/2" x 18"
Basin area: 57 7/8", 21 7/8" x 16"
Minimum cabinet size: 84" or 210cm

Basin (KSO-7-D-SS)

16GA 316L stainless steel indoor/outdoor
SilentArmor™ sound reduction technology
Angel finish
Three tier design
Star™ groove pattern
Reversible center/side drain
Drain covers included
Limited Lifetime Warranty
Made in the USA
ASME A112.19.3/CSA B45.4 certified
cUPC™ certified



Center Galley Tap holes 2" from the back of the 18" countertop cutout



Customize Your Galley

Add 7-12" length	p. 80	9" depth	p. 80
Add 1-6" length	p. 80	Center drain	p. 80
Add 18" DryDock	p. 51	ThinTop™	p. 67
Add 12" DryDock	p. 52	WorkTop™	p. 79
Apron front	p. 79	*Color coded labels available	p. 87

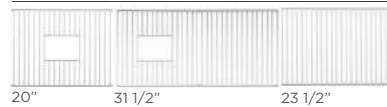
Wash Tools included (WKT-4T)

			
(1) Upper Tier Drying Rack 9 1/4" x 18" DR-09-U-xx	(1) Lower Tier Wash Caddy 6" x 17" WC-06-L-xx	(1) Lower Tier Wash Bowl 12" x 17" WB-12-L-xx	(1) Upper Tier Utensil Caddy 6" x 18" UC-06-U-xx

For Galley Tap Suite see pages 93-112

Recommended Basin Accessories & citrine.

Bottom Grate set BG-7-D-3-SS Stainless Steel



Strainer M-DRN-MSS
Angel Finish 304 Stainless Steel



Disposal Strainer G-DRN-MSS
Angel Finish 304 Stainless Steel



Auto Strainer Angel Finish 304 Stainless Steel with Polished or Matte knob



A-DRN-PSS
A-DRN-MSS
A-DRN-MSS shown

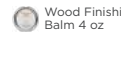
CIT-09-SS-C
Stainless Steel
Clean + Polish 9 oz



CIT-09-WD-C
Wood Condition
+ Protect 9 oz



CIT-04-WD-B
Wood Finishing
Balm 4 oz



Ideal Work&WashStation™ 6D

IWW-6-D-WA



American Black Walnut / Graphite Resin+

IWW-6-D-GT



Graphite Wood Composite / Graphite Resin+

IWW-6-D-BA



Natural Golden Bamboo / Exclusive Gray Resin+

IWW-6-D-GR









Exclusive Gray Resin+ / Resin+

IWW-6-D-WH



Designer White Resin+ / Resin+

Culinary Tools included (CKT-12)


					
(1) Upper Deck Section† 12" x 19" UD-12-L-xx	(1) Upper Tier Drying Rack 12 1/4" x 18" DR-12-U-xx	(1) Upper Tier Cutting Board 12 1/4" x 18" CB-12-U-xx	(2) Lower Tier Platforms 12 1/4" x 17" P1-12-L-xx	(1) SS Colander 11" 7.2-qt C1-11-O-ST	(1) SS Mixing Bowl 11" 7.2-qt B1-11-O-ST

For Optional Culinary Tools see pages 85-90


† The Upper Deck requires a 1/4" clearance below the surface of the countertop. If the countertop thickness is 3/4" or less, Walnut or Bamboo Upper Deck sections will not have the clearance to function above the Upper Tier Culinary Tools.

Upper Deck.

Cover set UD-6-3P-WA/GT/BA/GR/WH Walnut, Graphite, Bamboo, Gray or White Resin



Sections Walnut, Graphite, Bamboo, Gray or White Resin

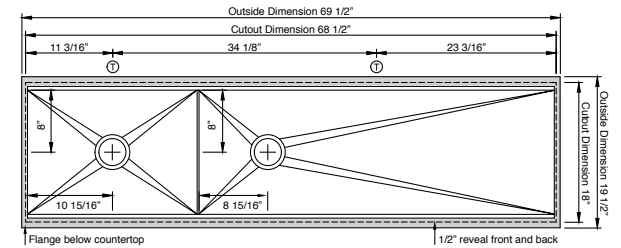


Specifications

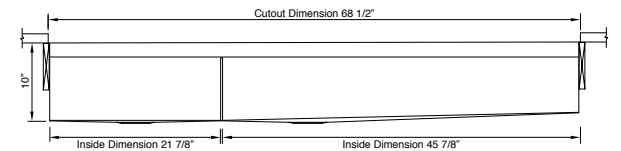
Double bowl
Users: 1-2
Culinary/Wash Tools included: Nine
Galley Taps recommended: Two
Outside dimensions: 69 1/2" x 19 1/2" x 10 5/16"
Interior dimensions: 68" x 17" x 10"
Countertop cutout: 68 1/2" x 18"
Basin area: 45 7/8", 21 7/8" x 16"
Minimum cabinet size: 72" or 180cm

Basin (KSO-6-D-SS)

16GA 316L stainless steel indoor/outdoor
SilentArmor™ sound reduction technology
Angel finish
Three tier design
Star™ groove pattern
Reversible center/side drain
Drain covers included
Limited Lifetime Warranty
Made in the USA
ASME A112.19.3/CSA B45.4 certified
cUPC™ certified



Center Galley Tap holes 2" from the back of the 18" countertop cutout



Customize Your Galley

Add 7-12" length	p. 80	9" depth	p. 80
Add 1-6" length	p. 80	Center drain	p. 80
Add 18" DryDock	p. 51	ThinTop™	p. 67
Add 12" DryDock	p. 52	WorkTop™	p. 79
Apron front	p. 79	*Color coded labels available	p. 87

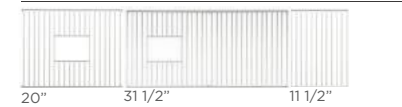
Wash Tools included (WKT-4T)

			
(1) Upper Tier Drying Rack 9 1/4" x 18" DR-09-U-xx	(1) Lower Tier Wash Caddy 6" x 17" WC-06-L-xx	(1) Lower Tier Wash Bowl 12" x 17" WB-12-L-xx	(1) Upper Tier Utensil Caddy 6" x 18" UC-06-U-xx

For Galley Tap Suite see pages 93-112

Recommended Basin Accessories & citrine.

Bottom Grate set BG-6-D-3-SS Stainless Steel



Strainer M-DRN-MSS
Angel Finish 304 Stainless Steel



Disposal Strainer G-DRN-MSS
Angel Finish 304 Stainless Steel



Auto Strainer Angel Finish 304 Stainless Steel with Polished or Matte knob



A-DRN-PSS
A-DRN-MSS
A-DRN-MSS shown

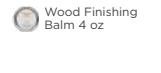
CIT-09-SS-C
Stainless Steel
Clean + Polish 9 oz



CIT-09-WD-C
Wood Condition
+ Protect 9 oz



CIT-04-WD-B
Wood Finishing
Balm 4 oz



Ideal Work&WashStation™ 5D

IWW-5-D-WA



American Black Walnut / Graphite Resin+

IWW-5-D-GT



Graphite Wood Composite / Graphite Resin+

IWW-5-D-BA



Natural Golden Bamboo / Exclusive Gray Resin+

IWW-5-D-GR









Exclusive Gray Resin* / Resin+

IWW-5-D-WH



Designer White Resin* / Resin+

Culinary Tools included (CKT-12)


					
(1) Upper Deck Section† 12" x 19" UD-12-L-xx	(1) Upper Tier Drying Rack 12 1/4" x 18" DR-12-U-xx	(1) Upper Tier Cutting Board 12 1/4" x 18" CB-12-U-xx	(2) Lower Tier Platforms 12 1/4" x 17" P1-12-L-xx	(1) SS Colander 11" 7.2-qt C1-11-O-ST	(1) SS Mixing Bowl 11" 7.2-qt B1-11-O-ST

For Optional Culinary Tools see pages 85-90

† The Upper Deck requires a 1/4" clearance below the surface of the countertop. If the countertop thickness is 3/4" or less, Walnut or Bamboo Upper Deck sections will not have the clearance to function above the Upper Tier Culinary Tools.

Upper Deck.

Cover set UD-5-3P-WA/GT/BA/GR/WH Walnut, Graphite, Bamboo, Gray or White Resin



Sections Walnut, Graphite, Bamboo, Gray or White Resin

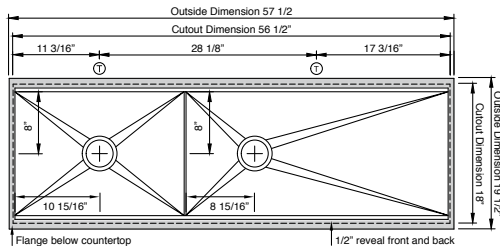


Specifications

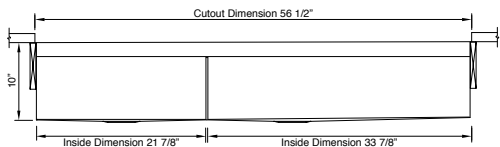
Double bowl
Users: 1-2
Culinary/Wash Tools included: Nine
Galley Taps recommended: Two
Outside dimensions: 57 1/2" x 19 1/2" x 10 5/16"
Interior dimensions: 56" x 17" x 10"
Countertop cutout: 56 1/2" x 18"
Basin area: 33 7/8", 21 7/8" x 16"
Minimum cabinet size: 60" or 150cm

Basin (KSO-5-D-SS)

16GA 316L stainless steel indoor/outdoor
SilentArmor™ sound reduction technology
Angel finish
Three tier design
Star™ groove pattern
Reversible center/side drain
Drain covers included
Limited Lifetime Warranty
Made in the USA
ASME A112.19.3/CSA B45.4 certified
cUPC™ certified



Center Galley Tap holes 2" from the back of the 18" countertop cutout



Customize Your Galley

Add 7-12" length	p. 80	9" depth	p. 80
Add 1-6" length	p. 80	Center drain	p. 80
Add 18" DryDock	p. 51	ThinTop™	p. 67
Add 12" DryDock	p. 52	WorkTop™	p. 79
Apron front	p. 79	*Color coded labels available	p. 87


Wash Tools included (WKT-4T)

			
(1) Upper Tier Drying Rack 9 1/4" x 18" DR-09-U-xx	(1) Lower Tier Wash Caddy 6" x 17" WC-06-L-xx	(1) Lower Tier Wash Bowl 12" x 17" WB-12-L-xx	(1) Upper Tier Utensil Caddy 6" x 18" UC-06-U-xx

For Galley Tap Suite see pages 93-112

Recommended Basin Accessories & citrine.

Bottom Grate set BG-5-D-2-SS Stainless Steel



Strainer M-DRN-MSS
Angel Finish 304 Stainless Steel



Disposal Strainer G-DRN-MSS
Angel Finish 304 Stainless Steel



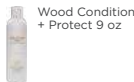
Auto Strainer Angel Finish 304 Stainless Steel with Polished or Matte knob



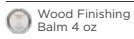
CIT-09-SS-C



CIT-09-WD-C



CIT-04-WD-B



Ideal Work&WashStation™ 4D

IWW-4-D-WA



American Black Walnut / Graphite Resin+

IWW-4-D-GT



Graphite Wood Composite / Graphite Resin+

IWW-4-D-BA



Natural Golden Bamboo / Exclusive Gray Resin+

IWW-4-D-GR









Exclusive Gray Resin* / Resin+

IWW-4-D-WH



Designer White Resin* / Resin+

Culinary Tools included (CKT-12)

					
(1) Upper Deck Section† 12" x 19" UD-12-L-xx	(1) Upper Tier Drying Rack 12 1/4" x 18" DR-12-U-xx	(1) Upper Tier Cutting Board 12 1/4" x 18" CB-12-U-xx	(2) Lower Tier Platforms 12 1/4" x 17" P1-12-L-xx	(1) SS Colander 11" 7.2-qt C1-11-O-ST	(1) SS Mixing Bowl 11" 7.2-qt B1-11-O-ST

For Optional Culinary Tools see pages 85-90

† The Upper Deck requires a 1/4" clearance below the surface of the countertop. If the countertop thickness is 3/4" or less, Walnut or Bamboo Upper Deck sections will not have the clearance to function above the Upper Tier Culinary Tools.

Upper Deck.

Cover set UD-4-2P-WA/GT/BA/GR/WH Walnut, Graphite, Bamboo, Gray or White Resin



Sections Walnut, Graphite, Bamboo, Gray or White Resin

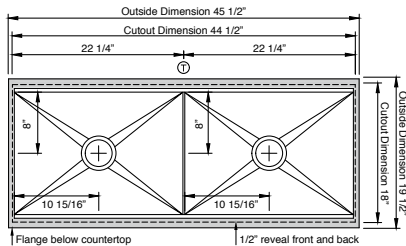


Specifications

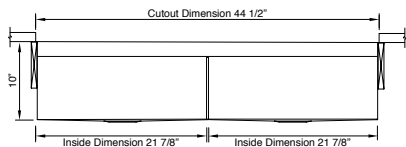
Double bowl
Users: 1
Culinary/Wash Tools included: Nine
Galley Tap recommended: One
Outside dimensions: 45 1/2" x 19 1/2" x 10 5/16"
Interior dimensions: 44" x 17" x 10"
Countertop cutout: 44 1/2" x 18"
Basin area: 21 7/8", 21 7/8" x 16"
Minimum cabinet size: 48" or 120cm

Basin (KSO-4-D-SS)

16GA 316L stainless steel indoor/outdoor
SilentArmor™ sound reduction technology
Angel finish
Three tier design
Star™ groove pattern
Center drains
Drain covers included
Limited Lifetime Warranty
Made in the USA
ASME A112.19.3/CSA B45.4 certified
cUPC™ certified



Center Galley Tap holes 2" from the back of the 18" countertop cutout



Customize Your Galley

Add 7-12" length	p. 80	9" depth	p. 80
Add 1-6" length	p. 80	ThinTop™	p. 67
Add 18" DryDock	p. 51	WorkTop™	p. 79
Add 12" DryDock	p. 52	*Color coded labels available	p. 87
Apron front	p. 79		

Wash Tools included (WKT-4T)

			
(1) Upper Tier Drying Rack 9 1/4" x 18" DR-09-U-xx	(1) Lower Tier Wash Caddy 6" x 17" WC-06-L-xx	(1) Lower Tier Wash Bowl 12" x 17" WB-12-L-xx	(1) Upper Tier Utensil Caddy 6" x 18" UC-06-U-xx

For Galley Tap Suite see pages 93-112

Recommended Basin Accessories & citrine.

Bottom Grate set BG-4-D-2-SS Stainless Steel



Strainer M-DRN-MSS
Angel Finish 304 Stainless Steel



Disposal Strainer G-DRN-MSS
Angel Finish 304 Stainless Steel



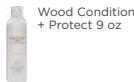
Auto Strainer Angel Finish 304 Stainless Steel with Polished or Matte knob



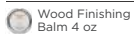
CIT-09-SS-C



CIT-09-WD-C



CIT-04-WD-B





Ideal BarStation 2 with Graphite Wood Composite Bar Kit, PVD Satin Black Stainless Steel Bar Tap, and Soap Dispenser

Mixology at its best

Cut, muddle, shake, and mix a fresh cocktail all at the Galley BarStation®! Including its very own convenient Bar Kit, perfect for slicing limes, serving condiments and washing and drying your glasses.

Bar none, the best ever



IDEAL BARSTATIONS®

IBS-2-C
LARGE

Three Single Tier
Bar Tools



IBS-18-C
MEDIUM

Three Single Tier
Bar Tools



Ideal BarStation® 2

IBS-2-C-WA



American Black Walnut

IBS-2-C-GT



Graphite Wood Composite

IBS-2-C-BA



Natural Golden Bamboo

IBS-2-C-GR



Exclusive Gray Resin

IBS-2-C-WH



Designer White Resin

Bar Tools included (BKT-3T)

		
(1) Upper Deck Section† 6" x 19" UD-06-L-xx	(1) Upper Tier Garnish Board 6" x 18" SB-06-U-xx	(1) Lower Tier Mini Drying Rack 6" x 17" DR-06-L-xx

For Optional Culinary Tools see pages 85-90

† The Upper Deck requires a 1/4" clearance below the surface of the countertop. If the countertop thickness is 3/4" or less, Walnut or Bamboo Upper Deck sections will not have the clearance to function above the Upper Tier Culinary Tools.

Upper Deck.

Cover set UD-2-2P-WA/GT/BA/GR/WH Walnut, Graphite, Bamboo, Gray or White Resin

12"

12"

(1) 6"

Included in BKT

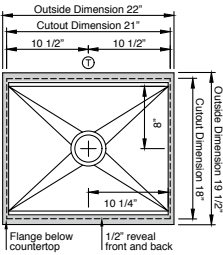
Sections Walnut, Graphite, Bamboo, Gray or White Resin

UD-12-I

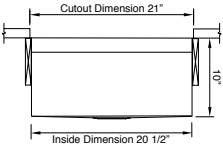
UD-06-I

Specifications

Single bowl
Users: 1
Bar Tools included: Three
Galley BarTap® recommended: One
Outside dimensions: 22" x 19 1/2" x 10 5/16"
Interior dimensions: 20 1/2" x 17" x 10"
Countertop cutout: 21" x 18"
Basin area: 20 1/2" x 16"
Minimum cabinet size: 24" or 60cm



Center Galley Tap holes 2" from the back of the 18" countertop cutout



Basin (KSO-2-C-SS)

16GA 316L stainless steel indoor/outdoor
SilentArmor™ sound reduction technology
Angel finish
Three tier design
Star™ groove pattern
Center drain
Drain cover included
Limited Lifetime Warranty
Made in the USA
ASME A112.19.3/CSA B45.4 certified
cUPC™ certified

Customize Your Galley

Add 7-12" length

p. 80

Add 1-6" length

p. 80

Add 18" DryDock

p. 51

Add 12" DryDock

p. 52

Apron front

p. 79

9" depth

p. 80

ThinTop™

p. 67

WorkTop™

p. 79

*Color coded labels available

p. 87

For Galley Tap Suite see pages 93-112

Recommended Basin Accessories & citrine.

Bottom Grate set BG-2-C-1-SS Stainless Steel



20"



Stainless Steel
Clean + Polish 9 oz



Wood Condition
+ Protect 9 oz



Wood Finishing
Balm 4 oz

Strainer M-DRN-MSS Angel Finish 304 Stainless Steel

Disposal Strainer G-DRN-MSS Angel Finish 304 Stainless Steel



Auto Strainer Angel Finish 304 Stainless Steel with Polished or Matte knob



A-DRN-PSS
A-DRN-MSS
A-DRN-MSS shown

45

Online Specification Page

Ideal BarStation® 18

IBS-18-C-WA

American Black Walnut

IBS-18-C-GT

Graphite Wood Composite

IBS-18-C-BA

Natural Golden Bamboo

IBS-18-C-GR

Exclusive Gray Resin

IBS-18-C-WH

Designer White Resin

Bar Tools included (BKT-3T)

		
(1) Upper Deck Section† 6" x 19" UD-06-L-xx	(1) Upper Tier Garnish Board 6" x 18" SB-06-U-xx	(1) Lower Tier Mini Drying Rack 6" x 17" DR-06-L-xx

For Optional Culinary Tools see pages 85-90

† The Upper Deck requires a 1/4" clearance below the surface of the countertop. If the countertop thickness is 3/4" or less, Walnut or Bamboo Upper Deck sections will not have the clearance to function above the Upper Tier Culinary Tools.

Upper Deck.

Cover set UD-18-2P-WA/GT/BA/GR/WH Walnut, Graphite, Bamboo, Gray or White Resin

9"

9"

(1) 6"

Included in BKT

Sections Walnut, Graphite, Bamboo, Gray or White Resin

UD-12-I

UD-09-I

UD-06-I

Online Specification Page

Specifications

Single bowl
Users: 1
Bar Tools included: Three
Galley BarTap® recommended: One
Outside dimensions: 15 1/2" x 19 1/2" x 10 5/16"
Interior dimensions: 14" x 17" x 10"
Countertop cutout: 14 1/2" x 18"
Basin area: 14" x 16"
Minimum cabinet size: 18" or 40cm

Customize Your Galley

Add 7-12" length

p. 80

Add 1-6" length

p. 80

Add 18" DryDock

p. 51

Add 12" DryDock

p. 52

Apron front

p. 79

9" depth

p. 80

ThinTop™

p. 67

WorkTop™

p. 79

*Color coded labels available

p. 87

For Galley Tap Suite see pages 93-112

Recommended Basin Accessories & citrine.

Bottom Grate set BG-18-C-1-SS Stainless Steel



13 1/2"



Stainless Steel
Clean + Polish 9 oz



Wood Condition
+ Protect 9 oz



Wood Finishing
Balm 4 oz

Strainer M-DRN-MSS Angel Finish 304 Stainless Steel

Disposal Strainer G-DRN-MSS Angel Finish 304 Stainless Steel



Auto Strainer Angel Finish 304 Stainless Steel with Polished or Matte knob



A-DRN-PSS
A-DRN-MSS
A-DRN-MSS shown

46

THEGALLEY.COM



Ideal HydroStation™ with American Black Walnut HydroPlate, PVD Satin Black Stainless Steel Hot & Cold Tap

Stay hydrated my friends

Enjoy the taste and convenience of drinking clean, filtered water while improving your health and wellbeing. Designed specifically for the Galley Hot & Cold Tap, the HydroStation™ includes a HydroPlate for glasses and cups and can be located virtually anywhere in your kitchen and throughout your home.

For your health



Ideal HydroStation™

IHS-1-V-WA



American Black Walnut

IHS-1-V-GT



Graphite Wood Composite

IHS-1-V-BA



Natural Golden Bamboo

IHS-1-V-GR



Exclusive Gray Resin

IHS-1-V-WH



Designer White Resin

Hydro Tool included (HP-7X7)



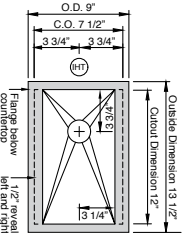
(1) HydroPlate
7" x 7"
HP-7X7-xx

Specifications

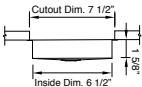
- Single bowl
- Users: 1
- Hydro Tool included: One
- Galley Hot & Cold Tap recommended: One
- Outside dimensions: 9" x 13 1/2" x 1 15/16"
- Interior dimensions: 6 1/2" x 12" x 1 5/8"
- Countertop cutout: 7 1/2" x 12"
- Basin drain opening: 2"
- Basin area: 6 1/2" x 12"

Basin (HSO-1-V-SS)

- 16GA 316L stainless steel indoor/outdoor
- SilentArmor™ sound reduction technology
- Angel finish
- One tier design
- Star™ groove pattern
- Drain included
- Drain cover included
- Limited Lifetime Warranty
- Made in the USA
- ASME A112.19.3/CSA B45.4 certified
- cUPC™ certified



Center Galley Tap hole 2" from the back of the 12" countertop cutout




Customize Your Galley

- ThinTop™ p. 67
- WorkTop™ p. 79

For Galley Tap Suite see pages 93-112

Upper Deck.

Cover set UD-1-1P-WA/GT/BA/GR/WH Walnut, Graphite, Bamboo, Gray or White Resin



Basin Accessories & citrine.

Hydro Drain H-DRN-MSS Angel Finish 304 Stainless Steel



Included with HydroStation

CIT-09-SS-C

Stainless Steel
Clean + Polish 9 oz

CIT-09-WD-C

Wood Condition
+ Protect 9 oz

CIT-04-WD-B

Wood Finishing
Balm 4 oz



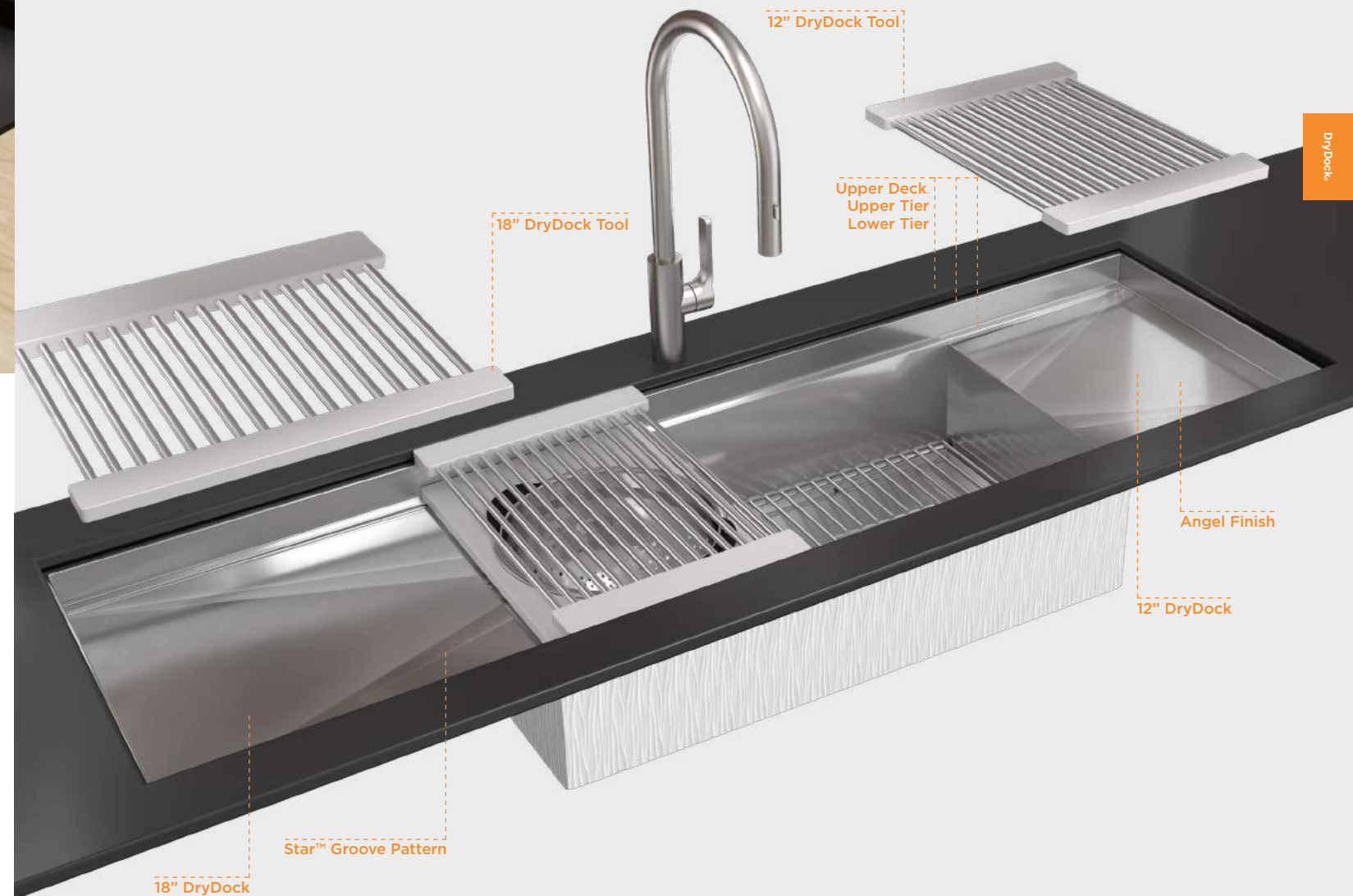
Ideal Workstation 4S + 12" DryDock- with Graphite Wood Composite Culinary Kit and DryDock Tool, PVD Gun Metal Gray™ Stainless Steel Tap, Soap Dispenser, and Deck Switch

The Galley Workstation takes on a bold form

Expand the functionality of your Galley without sacrificing under-counter storage or appliances by adding a 18 or 12 inch Built-in DryDock® to either or both sides of any single or double bowl Workstation. Highly engineered for function, it expands the useful space in the basin by allowing you to dock your Culinary Tools to the side when you need more space.

Make the most of your Galley

Add a DryDock®
Extend Your Galley



Minimum 2" clearance below countertop is required



DryDock Tool Materials				
Prestige	Premium		Standard	
American Black Walnut (WA)	Graphite Wood Composite (GT)	Natural Golden Bamboo (BA)	Exclusive Gray Resin (GR)	Designer White Resin (WH)

DryDock® 18

Add to any Workstation. Over 138 possibilities.

DD-18-S



Specifications

DryDock Tool included: One
Outside dimensions: 18" x 19 1/2" x 2 1/16"
Countertop cutout: Add 18" to IWS width
Minimum cabinet size: Add 18" to IWS width
Minimum clearance required below countertop: 2"
Location: Drain side (S) and/or non-drain side (N) and/or center drain (C)

Basin (DS-18)

16GA 316L stainless steel indoor/outdoor
SilentArmor™ sound reduction technology
Angel finish
Three tier design
Star™ groove pattern
Limited Lifetime Warranty
Made in the USA
ASME A112.19.3/CSA B45.4 certified

DryDock Tool included (DR-18)



(1) Dual Tier
Drying Rack
18" x 17"
DR-18-D-WA



(1) Dual Tier
Drying Rack
18" x 17"
DR-18-D-GT



(1) Dual Tier
Drying Rack
18" x 17"
DR-18-D-BA

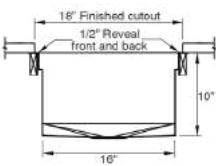


(1) Dual Tier
Drying Rack
18" x 17"
DR-18-D-GR

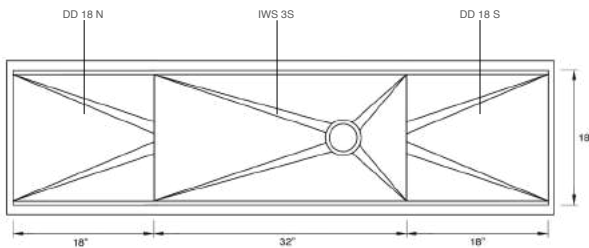


(1) Dual Tier
Drying Rack
18" x 17"
DR-18-D-WH

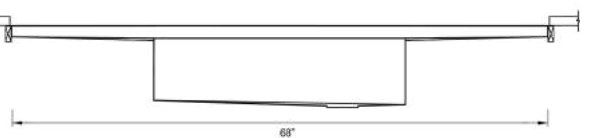
EXAMPLE 1



Suggested maximum inside corner radius of countertop cutout 3/8"

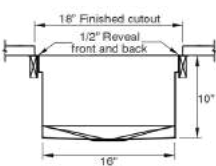


Important Installation Note: DryDock requires 2" minimum clearance below countertop

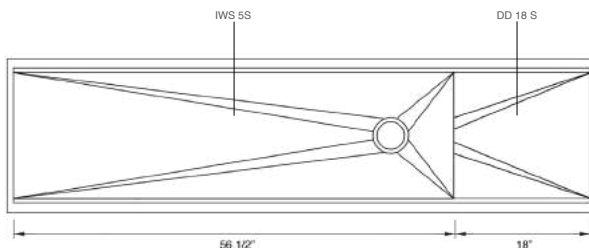


IWS-3-S-DD-18-N-DD-18-S-xx

EXAMPLE 2



Suggested maximum inside corner radius of countertop cutout 3/8"



Important Installation Note: DryDock requires 2" minimum clearance below countertop



IWS-5-S-DD-18-S-xx

DryDock® 12

Add to any Workstation. Over 138 possibilities.

DD-12-S



Specifications

DryDock Tool included: One
Outside dimensions: 12" x 19 1/2" x 2 1/16"
Countertop cutout: Add 12" to IWS width
Minimum cabinet size: Add 12" to IWS width
Minimum clearance required below countertop: 2"
Location: Drain side (S) and/or non-drain side (N) and/or center drain (C)

Basin (DS-12)

16GA 316L stainless steel indoor/outdoor
SilentArmor™ sound reduction technology
Angel finish
Three tier design
Star™ groove pattern
Limited Lifetime Warranty
Made in the USA
ASME A112.19.3/CSA B45.4 certified

DryDock Tool included (DR-12)



(1) Lower Tier
Drying Rack
12 1/4" x 17"
DR-12-L-WA



(1) Lower Tier
Drying Rack
12 1/4" x 17"
DR-12-L-GT



(1) Lower Tier
Drying Rack
12 1/4" x 17"
DR-12-L-BA

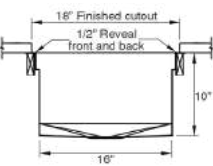


(1) Lower Tier
Drying Rack
12 1/4" x 17"
DR-12-L-GR

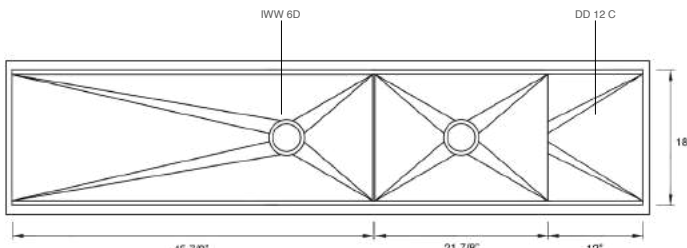


(1) Lower Tier
Drying Rack
12 1/4" x 17"
DR-12-L-WH

EXAMPLE 3

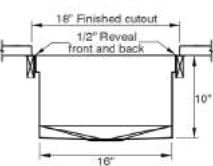


Suggested maximum inside corner radius of countertop cutout 3/8"

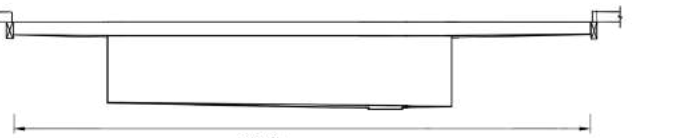
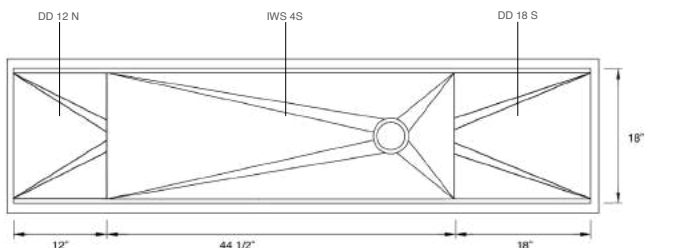


IWW-6-D-DD-12-C-xx

EXAMPLE 4



Suggested maximum inside corner radius of countertop cutout 3/8"



IWS-4-S-DD-12-N-DD-18-S-xx

Ideal Workstation. 4S + DryDock. 18

IWS-4-S-DD-18-S-WA



American Black Walnut

IWS-4-S-DD-18-S-GT



Graphite Wood Composite

IWS-4-S-DD-18-S-BA



Natural Golden Bamboo

IWS-4-S-DD-18-S-GR



Exclusive Gray Resin*

IWS-4-S-DD-18-S-WH



Designer White Resin*

Culinary Tools included (CKT-12)

(1) Upper Deck Section†
12" x 19"
UD-12-L-xx

(1) Upper Tier Drying Rack
12 1/4" x 18"
DR-12-U-xx

(1) Upper Tier Cutting Board
12 1/4" x 18"
CB-12-U-xx

(2) Lower Tier Platforms
12 1/4" x 17"
P1-12-L-xx

(1) SS Colander
11" 7.2-qt
C1-11-O-ST

(1) SS Mixing Bowl
11" 7.2-qt
B1-11-O-ST

For Optional Culinary Tools see pages 85-90

† The Upper Deck requires a 1/4" clearance below the surface of the countertop. If the countertop thickness is 3/4" or less, Walnut or Bamboo Upper Deck sections will not have the clearance to function above the Upper Tier Culinary Tools.

Upper Deck.

Cover set UD-4-18-3P-WA/GT/BA/GR/WH Walnut, Graphite, Bamboo, Gray or White Resin

24"

24"

18"

(1) 12"

Included in CKT

Sections Walnut, Graphite, Bamboo, Gray or White Resin

UD-24-I

UD-18-I

UD-12-I

UD-06-I

THEGALLEY.COM

Specifications

Single bowl
Users: 1
Culinary Tools included: Five
DryDock Tool included: One
Galley Tap recommended: One
Outside dimensions: 63 1/2" x 19 1/2" x 2 1/16"
Interior dimensions: 62" x 17" x 2"
Countertop cutout: 62 1/2" x 18"
Minimum cabinet size: 66" or 165cm
Minimum clearance required for DryDock below countertop: 2"
DryDock location: Drain side (S)

Basin (KSO-4-S-DS-18-S-SS)

16GA 316L stainless steel indoor/outdoor
SilentArmor™ sound reduction technology
Angel finish
Three tier design
Star™ groove pattern
Reversible side drain
Drain cover included
Limited Lifetime Warranty
Made in the USA
ASME A112.19.3/CSA B45.4 certified
cUPC™ certified

Center Galley Tap holes 2" from the back of the 18" countertop cutout

Important Installation Note: DryDock requires 2" minimum clearance below countertop

Customize Your Galley

Add 7-12" length
Add 1-6" length
Add 18" DryDock
Add 12" DryDock
Apron front

p. 80
p. 80
p. 51
p. 52
p. 79

p. 80
p. 80
p. 67
p. 79
p. 87

9" depth
Center drain
ThinTop™
WorkTop™
*Color coded labels available

p. 80
p. 80
p. 67
p. 79
p. 87

DryDock Tool included (DR-18)

(1) Dual Tier Drying Rack
18" x 17"
DR-18-D-xx

For Galley Tap Suite see pages 93-112

Recommended Basin Accessories & citrine.

Bottom Grate set BG-4-S-2-SS Stainless Steel

11 1/2" 31 1/2"

Strainer M-DRN-MSS
Angel Finish 304 Stainless Steel

Disposal Strainer G-DRN-MSS
Angel Finish 304 Stainless Steel

Auto Strainer Angel Finish 304 Stainless Steel with Polished or Matte knob

A-DRN-PSS
A-DRN-MSS
A-DRN-MSS shown

CIT-09-SS-C
Stainless Steel
Clean + Polish 9 oz

CIT-09-WD-C
Wood Condition + Protect 9 oz

CIT-04-WD-B
Wood Finishing
Balm 4 oz

53

Online Specification Page

Ideal Workstation. 4S + DryDock. 12

IWS-4-S-DD-12-S-WA

American Black Walnut

IWS-4-S-DD-12-S-GT

Graphite Wood Composite

IWS-4-S-DD-12-S-BA

Natural Golden Bamboo

IWS-4-S-DD-12-S-GR

Exclusive Gray Resin*

IWS-4-S-DD-12-S-WH

Designer White Resin*

Culinary Tools included (CKT-12)

(1) Upper Deck Section†
12" x 19"
UD-12-L-xx

(1) Upper Tier Drying Rack
12 1/4" x 18"
DR-12-U-xx

(1) Upper Tier Cutting Board
12 1/4" x 18"
CB-12-U-xx

(2) Lower Tier Platforms
12 1/4" x 17"
P1-12-L-xx

(1) SS Colander
11" 7.2-qt
C1-11-O-ST

(1) SS Mixing Bowl
11" 7.2-qt
B1-11-O-ST

For Optional Culinary Tools see pages 85-90

† The Upper Deck requires a 1/4" clearance below the surface of the countertop. If the countertop thickness is 3/4" or less, Walnut or Bamboo Upper Deck sections will not have the clearance to function above the Upper Tier Culinary Tools.

Upper Deck.

Cover set UD-4-12-3P-WA/GT/BA/GR/WH Walnut, Graphite, Bamboo, Gray or White Resin

24"

24"

12"

(1) 12"

Included in CKT

Sections Walnut, Graphite, Bamboo, Gray or White Resin

UD-24-I

UD-12-I

THEGALLEY.COM

Online Specification Page

Specifications

Single bowl
Users: 1
Culinary Tools included: Five
DryDock Tool included: One
Galley Tap recommended: One
Outside dimensions: 57 1/2" x 19 1/2" x 2 1/16"
Interior dimensions: 56" x 17" x 2"
Countertop cutout: 56 1/2" x 18"
Minimum cabinet size: 60" or 150cm
Minimum clearance required for DryDock below countertop: 2"
DryDock location: Drain side (S)

Basin (KSO-4-S-DS-12-S-SS)

16GA 316L stainless steel indoor/outdoor
SilentArmor™ sound reduction technology
Angel finish
Three tier design
Star™ groove pattern
Reversible side drain
Drain cover included
Limited Lifetime Warranty
Made in the USA
ASME A112.19.3/CSA B45.4 certified
cUPC™ certified

Center Galley Tap holes 2" from the back of the 18" countertop cutout

Important Installation Note: DryDock requires 2" minimum clearance below countertop

Customize Your Galley

Add 7-12" length
Add 1-6" length
Add 18" DryDock
Add 12" DryDock
Apron front

p. 80
p. 80
p. 51
p. 52
p. 79

p. 80
p. 80
p. 67
p. 79
p. 87

9" depth
Center drain
ThinTop™
WorkTop™
*Color coded labels available

p. 80
p. 80
p. 67
p. 79
p. 87

DryDock Tool included (DR-12)

(1) Lower Tier Drying Rack
12 1/4" x 17"
DR-12-L-xx

For Galley Tap Suite see pages 93-112

Recommended Basin Accessories & citrine.

Bottom Grate set BG-4-S-2-SS Stainless Steel

11 1/2" 31 1/2"

Strainer M-DRN-MSS
Angel Finish 304 Stainless Steel

Disposal Strainer G-DRN-MSS
Angel Finish 304 Stainless Steel

Auto Strainer Angel Finish 304 Stainless Steel with Polished or Matte knob

A-DRN-PSS
A-DRN-MSS
A-DRN-MSS shown

CIT-09-SS-C
Stainless Steel
Clean + Polish 9 oz

CIT-09-WD-C
Wood Condition + Protect 9 oz

CIT-04-WD-B
Wood Finishing
Balm 4 oz

54

THEGALLEY.COM

Ideal Workstation. 3S + DryDock. 18

IWS-3-S-DD-18-S-WA



American Black Walnut

IWS-3-S-DD-18-S-GT



Graphite Wood Composite

IWS-3-S-DD-18-S-BA



Natural Golden Bamboo

IWS-3-S-DD-18-S-GR



Exclusive Gray Resin*

IWS-3-S-DD-18-S-WH



Designer White Resin*

Culinary Tools included (CKT-12)

(1) Upper Deck Section†
12" x 19"
UD-12-L-xx

(1) Upper Tier Drying Rack
12 1/4" x 18"
DR-12-U-xx

(1) Upper Tier Cutting Board
12 1/4" x 18"
CB-12-U-xx

(2) Lower Tier Platforms
12 1/4" x 17"
P1-12-L-xx

(1) SS Colander
11" 7.2-qt
C1-11-O-ST

(1) SS Mixing Bowl
11" 7.2-qt
B1-11-O-ST

For Optional Culinary Tools see pages 85-90

† The Upper Deck requires a 1/4" clearance below the surface of the countertop. If the countertop thickness is 3/4" or less, Walnut or Bamboo Upper Deck sections will not have the clearance to function above the Upper Tier Culinary Tools.

Upper Deck.

Cover set UD-3-18-3P-WA/GT/BA/GR/WH Walnut, Graphite, Bamboo, Gray or White Resin

18"

18"

18"

(1) 12"

Included in CKT

Sections Walnut, Graphite, Bamboo, Gray or White Resin

UD-18-I

UD-12-I

UD-09-I

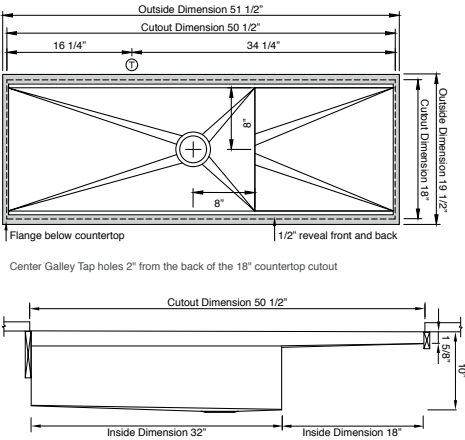
UD-06-I

Specifications

Single bowl
Users: 1
Culinary Tools included: Five
DryDock Tool included: One
Galley Tap recommended: One
Outside dimensions: 51 1/2" x 19 1/2" x 2 1/16"
Interior dimensions: 50" x 17" x 2"
Countertop cutout: 50 1/2" x 18"
Minimum cabinet size: 54" or 135cm
Minimum clearance required for DryDock below countertop: 2"
DryDock location: Drain side (S)

Basin (KSO-3-S-DS-18-S-SS)

16GA 316L stainless steel indoor/outdoor
SilentArmor™ sound reduction technology
Angel finish
Three tier design
Star™ groove pattern
Reversible side drain
Drain cover included
Limited Lifetime Warranty
Made in the USA
ASME A112.19.3/CSA B45.4 certified
cUPC™ certified



Important Installation Note: DryDock requires 2" minimum clearance below countertop

Customize Your Galley

Add 7-12" length
Add 1-6" length
Add 18" DryDock
Add 12" DryDock
Apron front

p. 80
p. 80
p. 51
p. 52
p. 79

p. 80
p. 67
p. 79
p. 87

9" depth
Center drain
ThinTop™
WorkTop™
*Color coded labels available

p. 80
p. 67
p. 79
p. 87

p. 80
p. 67
p. 79
p. 87

DryDock Tool included (DR-18)

(1) Dual Tier Drying Rack
18" x 17"
DR-18-D-xx

For Galley Tap Suite see pages 93-112

Recommended Basin Accessories & citrine.

Bottom Grate set BG-3-S-1-SS Stainless Steel

31 1/2"

Strainer M-DRN-MSS Angel Finish 304 Stainless Steel

Disposal Strainer G-DRN-MSS Angel Finish 304 Stainless Steel

Auto Strainer Angel Finish 304 Stainless Steel with Polished or Matte knob

A-DRN-PSS A-DRN-MSS

CIT-09-SS-C Stainless Steel Clean + Polish 9 oz

CIT-09-WD-C Wood Condition + Protect 9 oz

CIT-04-WD-B Wood Finishing Balm 4 oz

55

Online Specification Page

Ideal Workstation. 3S + DryDock. 12

IWS-3-S-DD-12-S-WA

American Black Walnut

IWS-3-S-DD-12-S-GT

Graphite Wood Composite

IWS-3-S-DD-12-S-BA

Natural Golden Bamboo

IWS-3-S-DD-12-S-GR

Exclusive Gray Resin*

IWS-3-S-DD-12-S-WH

Designer White Resin*

Culinary Tools included (CKT-12)

(1) Upper Deck Section†
12" x 19"
UD-12-L-xx

(1) Upper Tier Drying Rack
12 1/4" x 18"
DR-12-U-xx

(1) Upper Tier Cutting Board
12 1/4" x 18"
CB-12-U-xx

(2) Lower Tier Platforms
12 1/4" x 17"
P1-12-L-xx

(1) SS Colander
11" 7.2-qt
C1-11-O-ST

(1) SS Mixing Bowl
11" 7.2-qt
B1-11-O-ST

For Optional Culinary Tools see pages 85-90

† The Upper Deck requires a 1/4" clearance below the surface of the countertop. If the countertop thickness is 3/4" or less, Walnut or Bamboo Upper Deck sections will not have the clearance to function above the Upper Tier Culinary Tools.

Upper Deck.

Cover set UD-3-12-3P-WA/GT/BA/GR/WH Walnut, Graphite, Bamboo, Gray or White Resin

18"

18"

12"

(1) 12"

Included in CKT

Sections Walnut, Graphite, Bamboo, Gray or White Resin

UD-18-I

UD-12-I

UD-09-I

UD-06-I

THEGALLEY.COM

Online Specification Page

Specifications

Single bowl
Users: 1
Culinary Tools included: Five
DryDock Tool included: One
Galley Tap recommended: One
Outside dimensions: 45 1/2" x 19 1/2" x 2 1/16"
Interior dimensions: 44" x 17" x 2"
Countertop cutout: 44 1/2" x 18"
Minimum cabinet size: 48" or 120cm
Minimum clearance required for DryDock below countertop: 2"
DryDock location: Drain side (S)

Basin (KSO-3-S-DS-12-S-SS)

16GA 316L stainless steel indoor/outdoor
SilentArmor™ sound reduction technology
Angel finish
Three tier design
Star™ groove pattern
Reversible side drain
Drain cover included
Limited Lifetime Warranty
Made in the USA
ASME A112.19.3/CSA B45.4 certified
cUPC™ certified

Important Installation Note: DryDock requires 2" minimum clearance below countertop

Customize Your Galley

Add 7-12" length
Add 1-6" length
Add 18" DryDock
Add 12" DryDock
Apron front

p. 80
p. 80
p. 51
p. 52
p. 79

p. 80
p. 67
p. 79
p. 87

9" depth
Center drain
ThinTop™
WorkTop™
*Color coded labels available

p. 80
p. 67
p. 79
p. 87

p. 80
p. 67
p. 79
p. 87

DryDock Tool included (DR-12)

(1) Lower Tier Drying Rack
12 1/4" x 17"
DR-12-L-xx

For Galley Tap Suite see pages 93-112

Recommended Basin Accessories & citrine.

Bottom Grate set BG-3-S-1-SS Stainless Steel

31 1/2"

Strainer M-DRN-MSS Angel Finish 304 Stainless Steel

Disposal Strainer G-DRN-MSS Angel Finish 304 Stainless Steel

Auto Strainer Angel Finish 304 Stainless Steel with Polished or Matte knob

A-DRN-PSS A-DRN-MSS

CIT-09-SS-C Stainless Steel Clean + Polish 9 oz

CIT-09-WD-C Wood Condition + Protect 9 oz

CIT-04-WD-B Wood Finishing Balm 4 oz

56

THEGALLEY.COM

Ideal Workstation® 30S + DryDock® 18

IWS-30-S-DD-18-S-WA



American Black Walnut

IWS-30-S-DD-18-S-GT



Graphite Wood Composite

IWS-30-S-DD-18-S-BA



Natural Golden Bamboo

IWS-30-S-DD-18-S-GR









Exclusive Gray Resin*

IWS-30-S-DD-18-S-WH



Designer White Resin*

Culinary Tools included (CKT-12)

					
(1) Upper Deck Section† 12" x 19" UD-12-L-xx	(1) Upper Tier Drying Rack 12 1/4" x 18" DR-12-U-xx	(1) Upper Tier Cutting Board 12 1/4" x 18" CB-12-U-xx	(2) Lower Tier Platforms 12 1/4" x 17" P1-12-L-xx	(1) SS Colander 11" 7.2-qt C1-11-O-ST	(1) SS Mixing Bowl 11" 7.2-qt B1-11-O-ST

For Optional Culinary Tools see pages 85-90

† The Upper Deck requires a 1/4" clearance below the surface of the countertop. If the countertop thickness is 3/4" or less, Walnut or Bamboo Upper Deck sections will not have the clearance to function above the Upper Tier Culinary Tools.

Upper Deck.

Cover set UD-30-18-3P-WA/GT/BA/GR/WH Walnut, Graphite, Bamboo, Gray or White Resin

18"

12"

18"

(1) 12"

Included in CKT

Sections Walnut, Graphite, Bamboo, Gray or White Resin

UD-18-I

UD-12-I

UD-09-I

UD-06-I

UD-18-I

UD-12-I

UD-09-I

UD-06-I

A-DRN-PSS

A-DRN-MSS

A-DRN-MSS shown

Specifications

Single bowl
Users: 1
Culinary Tools included: Five
DryDock Tool included: One
Galley BarTap, recommended: One
Outside dimensions: 45 1/2" x 19 1/2" x 2 1/16"
Interior dimensions: 44" x 17" x 2"
Countertop cutout: 44 1/2" x 18"
Minimum cabinet size: 48" or 120cm
Minimum clearance required for DryDock below countertop: 2"
DryDock location: Drain side (S)

Basin (KSO-30-S-DS-18-S-SS)

16GA 316L stainless steel indoor/outdoor
SilentArmor™ sound reduction technology
Angel finish
Three tier design
Star™ groove pattern
Reversible side drain
Drain cover included
Limited Lifetime Warranty
Made in the USA
ASME A112.19.3/CSA B45.4 certified
cUPC™ certified

Center Galley Tap holes 2" from the back of the 18" countertop cutout

Important Installation Note: DryDock requires 2" minimum clearance below countertop

Customize Your Galley

Add 7-12" length

p. 80

Add 1-6" length

p. 80

Add 18" DryDock

p. 51

Add 12" DryDock

p. 52

Apron front

p. 79

9" depth

p. 80

Center drain

p. 67

ThinTop™

p. 79

WorkTop™

p. 87

*Color coded labels available

DryDock Tool included (DR-18)


(1) Dual Tier Drying Rack 18" x 17" DR-18-D-xx

For Galley Tap Suite see pages 93-112

Recommended Basin Accessories & citrine.

Bottom Grate set BG-30-S-1-SS Stainless Steel

CIT-09-SS-C

Stainless Steel
Clean + Polish 9 oz

CIT-09-WD-C

Wood Condition
+ Protect 9 oz

CIT-04-WD-B

Wood Finishing
Balm 4 oz

Strainer M-DRN-MSS Angel Finish 304 Stainless Steel

Disposal Strainer G-DRN-MSS Angel Finish 304 Stainless Steel

Auto Strainer Angel Finish 304 Stainless Steel with Polished or Matte knob

A-DRN-PSS

A-DRN-MSS

A-DRN-MSS shown

Ideal Workstation® 30S + DryDock® 12

IWS-30-S-DD-12-S-WA

American Black Walnut

IWS-30-S-DD-12-S-GT

Graphite Wood Composite

IWS-30-S-DD-12-S-BA

Natural Golden Bamboo







IWS-30-S-DD-12-S-GR

Exclusive Gray Resin*

IWS-30-S-DD-12-S-WH

Designer White Resin*

Culinary Tools included (CKT-12)

					
(1) Upper Deck Section† 12" x 19" UD-12-L-xx	(1) Upper Tier Drying Rack 12 1/4" x 18" DR-12-U-xx	(1) Upper Tier Cutting Board 12 1/4" x 18" CB-12-U-xx	(2) Lower Tier Platforms 12 1/4" x 17" P1-12-L-xx	(1) SS Colander 11" 7.2-qt C1-11-O-ST	(1) SS Mixing Bowl 11" 7.2-qt B1-11-O-ST

For Optional Culinary Tools see pages 85-90

† The Upper Deck requires a 1/4" clearance below the surface of the countertop. If the countertop thickness is 3/4" or less, Walnut or Bamboo Upper Deck sections will not have the clearance to function above the Upper Tier Culinary Tools.

Upper Deck.

Cover set UD-30-12-3P-WA/GT/BA/GR/WH Walnut, Graphite, Bamboo, Gray or White Resin

18"

12"

12"

(1) 12"

Included in CKT

Sections Walnut, Graphite, Bamboo, Gray or White Resin

UD-18-I

UD-12-I

UD-09-I

UD-06-I

UD-18-I

UD-12-I

UD-09-I

UD-06-I

A-DRN-PSS

A-DRN-MSS

A-DRN-MSS shown

Specifications

Single bowl
Users: 1
Culinary Tools included: Five
DryDock Tool included: One
Galley BarTap, recommended: One
Outside dimensions: 39 1/2" x 19 1/2" x 2 1/16"
Interior dimensions: 38" x 17" x 2"
Countertop cutout: 38 1/2" x 18"
Minimum cabinet size: 42" or 107cm
Minimum clearance required for DryDock below countertop: 2"
DryDock location: Drain side (S)

Basin (KSO-30-S-DS-12-S-SS)

16GA 316L stainless steel indoor/outdoor
SilentArmor™ sound reduction technology
Angel finish
Three tier design
Star™ groove pattern
Reversible side drain
Drain cover included
Limited Lifetime Warranty
Made in the USA
ASME A112.19.3/CSA B45.4 certified
cUPC™ certified

Center Galley Tap holes 2" from the back of the 18" countertop cutout

Important Installation Note: DryDock requires 2" minimum clearance below countertop

Customize Your Galley

Add 7-12" length

p. 80

Add 1-6" length

p. 80

Add 18" DryDock

p. 51

Add 12" DryDock

p. 52

Apron front

p. 79

9" depth

p. 80

Center drain

p. 67

ThinTop™


p. 79

WorkTop™

p. 87

*Color coded labels available

DryDock Tool included (DR-12)


(1) Lower Tier Drying Rack 12 1/4" x 17" DR-12-L-xx

For Galley Tap Suite see pages 93-112

Recommended Basin Accessories & citrine.

Bottom Grate set BG-30-S-1-SS Stainless Steel

CIT-09-SS-C

Stainless Steel
Clean + Polish 9 oz

CIT-09-WD-C

Wood Condition
+ Protect 9 oz

CIT-04-WD-B

Wood Finishing
Balm 4 oz

Strainer M-DRN-MSS Angel Finish 304 Stainless Steel

Disposal Strainer G-DRN-MSS Angel Finish 304 Stainless Steel

Auto Strainer Angel Finish 304 Stainless Steel with Polished or Matte knob

A-DRN-PSS

A-DRN-MSS

A-DRN-MSS shown

THEGALLEY.COM

57

Online Specification Page

Online Specification Page

58

THEGALLEY.COM

Ideal WashStation™ 4S + DryDock® 18

IWA-4-S-DD-18-S-WA



American Black Walnut / Graphite Resin+

IWA-4-S-DD-18-S-GT



Graphite Wood Composite / Graphite Resin+

IWA-4-S-DD-18-S-BA



Natural Golden Bamboo / Exclusive Gray Resin+

IWA-4-S-DD-18-S-GR



Exclusive Gray Resin+ / Resin+

IWA-4-S-DD-18-S-WH



Designer White Resin+ / Resin+

Wash Tools included (WKT-4T)



For Optional Culinary Tools see pages 85-90

Upper Deck.

Cover set UD-4-18-3P-WA/GT/BA/GR/WH Walnut, Graphite, Bamboo, Gray or White Resin

24"

24"

18"

Sections Walnut, Graphite, Bamboo, Gray or White Resin

UD-24-I

UD-18-I

UD-12-I

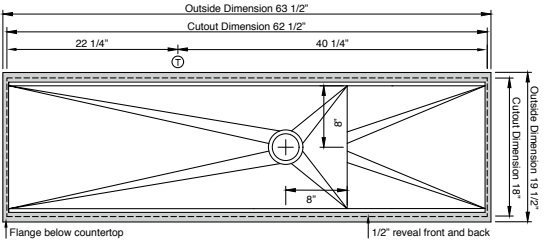
UD-06-I

Specifications

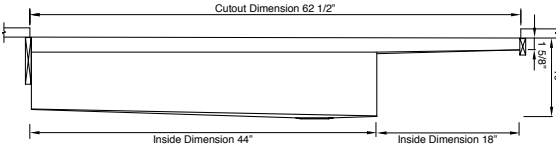
Single bowl
Users: 1
Wash Tools included: Four
DryDock Tool included: One
Galley Tap recommended: One
Outside dimensions: 63 1/2" x 19 1/2" x 2 1/16"
Interior dimensions: 62" x 17" x 2"
Countertop cutout: 62 1/2" x 18"
Minimum cabinet size: 66" or 165cm
Minimum clearance required for DryDock below countertop: 2"
DryDock location: Drain side (S)

Basin (KSO-4-S-DS-18-S-SS)

16GA 316L stainless steel indoor/outdoor
SilentArmor™ sound reduction technology
Angel finish
Three tier design
Star™ groove pattern
Reversible side drain
Drain cover included
Limited Lifetime Warranty
Made in the USA
ASME A112.19.3/CSA B45.4 certified
cUPC™ certified



Center Galley Tap holes 2" from the back of the 18" countertop cutout



Important Installation Note: DryDock requires 2" minimum clearance below countertop

Customize Your Galley

Add 7-12" length p. 80

Add 1-6" length p. 80

Add 18" DryDock p. 51

Add 12" DryDock p. 52

Apron front p. 79

9" depth p. 80

Center drain p. 80

ThinTop™ p. 67

WorkTop™ p. 79

*Color coded labels available p. 87

DryDock Tool included (DR-18)



For Galley Tap Suite see pages 93-112

Recommended Basin Accessories & citrine.

Bottom Grate set BG-4-S-2-SS Stainless Steel

11 1/2"

31 1/2"

Strainer M-DRN-MSS Angel Finish 304 Stainless Steel

Disposal Strainer G-DRN-MSS Angel Finish 304 Stainless Steel

Auto Strainer Angel Finish 304 Stainless Steel with Polished or Matte knob

A-DRN-PSS A-DRN-MSS

A-DRN-MSS shown

Ideal WashStation™ 4S + DryDock® 12

IWA-4-S-DD-12-S-WA



American Black Walnut / Graphite Resin+

IWA-4-S-DD-12-S-GT



Graphite Wood Composite / Graphite Resin+

IWA-4-S-DD-12-S-BA



Natural Golden Bamboo / Exclusive Gray Resin+

IWA-4-S-DD-12-S-GR



Exclusive Gray Resin+ / Resin+

IWA-4-S-DD-12-S-WH



Designer White Resin+ / Resin+

Wash Tools included (WKT-12)



For Optional Culinary Tools see pages 85-90

Upper Deck.

Cover set UD-4-12-3P-WA/GT/BA/GR/WH Walnut, Graphite, Bamboo, Gray or White Resin

24"

24"

12"

Sections Walnut, Graphite, Bamboo, Gray or White Resin

UD-24-I

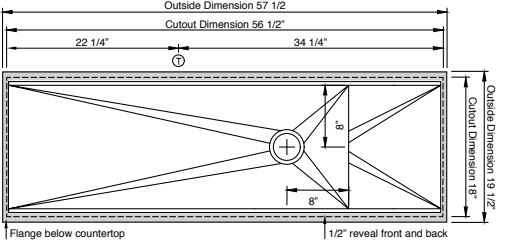
UD-12-I

Specifications

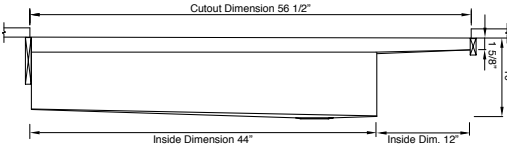
Single bowl
Users: 1
Wash Tools included: Four
DryDock Tool included: One
Galley Tap recommended: One
Outside dimensions: 57 1/2" x 19 1/2" x 2 1/16"
Interior dimensions: 56" x 17" x 2"
Countertop cutout: 56 1/2" x 18"
Minimum cabinet size: 60" or 150cm
Minimum clearance required for DryDock below countertop: 2"
DryDock location: Drain side (S)

Basin (KSO-4-S-DS-12-S-SS)

16GA 316L stainless steel indoor/outdoor
SilentArmor™ sound reduction technology
Angel finish
Three tier design
Star™ groove pattern
Reversible side drain
Drain cover included
Limited Lifetime Warranty
Made in the USA
ASME A112.19.3/CSA B45.4 certified
cUPC™ certified



Center Galley Tap holes 2" from the back of the 18" countertop cutout



Important Installation Note: DryDock requires 2" minimum clearance below countertop

Customize Your Galley

Add 7-12" length p. 80

Add 1-6" length p. 80

Add 18" DryDock p. 51

Add 12" DryDock p. 52

Apron front p. 79

9" depth p. 80

Center drain p. 80

ThinTop™ p. 67

WorkTop™ p. 79

*Color coded labels available p. 87

DryDock Tool included (DR-12)



For Galley Tap Suite see pages 93-112

Recommended Basin Accessories & citrine.

Bottom Grate set BG-4-S-2-SS Stainless Steel

11 1/2"

31 1/2"

Strainer M-DRN-MSS Angel Finish 304 Stainless Steel

Disposal Strainer G-DRN-MSS Angel Finish 304 Stainless Steel

Auto Strainer Angel Finish 304 Stainless Steel with Polished or Matte knob

A-DRN-PSS A-DRN-MSS

A-DRN-MSS shown

Ideal WashStation™ 3S + DryDock® 18

IWA-3-S-DD-18-S-WA



American Black Walnut / Graphite Resin+

IWA-3-S-DD-18-S-GT



Graphite Wood Composite / Graphite Resin+

IWA-3-S-DD-18-S-BA



Natural Golden Bamboo / Exclusive Gray Resin+

IWA-3-S-DD-18-S-GR



Exclusive Gray Resin+ / Resin+

IWA-3-S-DD-18-S-WH



Designer White Resin+ / Resin+

Wash Tools included (WKT-4T)



For Optional Culinary Tools see pages 85-90

Upper Deck.

Cover set UD-3-18-3P-WA/GT/BA/GR/WH Walnut, Graphite, Bamboo, Gray or White Resin

18"

18"

18"

Sections Walnut, Graphite, Bamboo, Gray or White Resin

UD-18-I

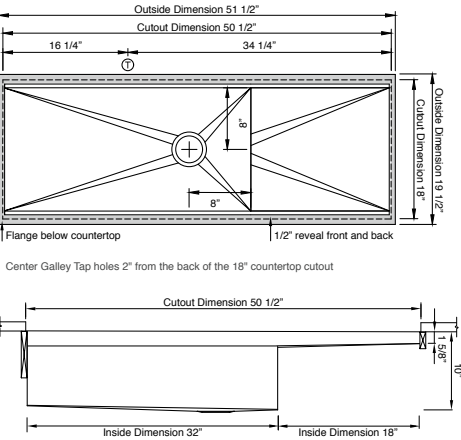
UD-09-I

Specifications

Single bowl
Users: 1
Wash Tools included: Four
DryDock Tool included: One
Galley Tap recommended: One
Outside dimensions: 51 1/2" x 19 1/2" x 2 1/16"
Interior dimensions: 50" x 17" x 2"
Countertop cutout: 50 1/2" x 18"
Minimum cabinet size: 54" or 135cm
Minimum clearance required for DryDock below countertop: 2"
DryDock location: Drain side (S)

Basin (KSO-3-S-DS-18-S-SS)

16GA 316L stainless steel indoor/outdoor
SilentArmor™ sound reduction technology
Angel finish
Three tier design
Star™ groove pattern
Reversible side drain
Drain cover included
Limited Lifetime Warranty
Made in the USA
ASME A112.19.3/CSA B45.4 certified
cUPC™ certified



Important Installation Note: DryDock requires 2" minimum clearance below countertop

Customize Your Galley

Add 7-12" length
Add 1-6" length
Add 18" DryDock
Add 12" DryDock
Apron front

p. 80

p. 80

p. 51

p. 52

p. 79

9" depth
Center drain
ThinTop™
WorkTop™
*Color coded labels available

p. 80

p. 67

p. 79

p. 87

DryDock Tool included (DR-18)



For Galley Tap Suite see pages 93-112

Recommended Basin Accessories & citrine.

Bottom Grate set BG-3-S-1-SS Stainless Steel

CIT-09-SS-C
Stainless Steel
Clean + Polish 9 oz

CIT-09-WD-C
Wood Condition
+ Protect 9 oz

CIT-04-WD-B
Wood Finishing
Balm 4 oz

Strainer M-DRN-MSS Angel Finish 304 Stainless Steel

Disposal Strainer G-DRN-MSS Angel Finish 304 Stainless Steel

Auto Strainer Angel Finish 304 Stainless Steel with Polished or Matte knob

A-DRN-PSS
A-DRN-MSS

A-DRN-MSS shown

Ideal WashStation™ 3S + DryDock® 12

IWA-3-S-DD-12-S-WA



American Black Walnut / Graphite Resin+

IWA-3-S-DD-12-S-GT



Graphite Wood Composite / Graphite Resin+

IWA-3-S-DD-12-S-BA



Natural Golden Bamboo / Exclusive Gray Resin+

IWA-3-S-DD-12-S-GR



Exclusive Gray Resin+ / Resin+

IWA-3-S-DD-12-S-WH



Designer White Resin+ / Resin+

Wash Tools included (WKT-4T)



For Optional Culinary Tools see pages 85-90

Upper Deck.

Cover set UD-3-12-3P-WA/GT/BA/GR/WH Walnut, Graphite, Bamboo, Gray or White Resin

18"

18"

12"

Sections Walnut, Graphite, Bamboo, Gray or White Resin

UD-18-I

UD-12-I

UD-09-I

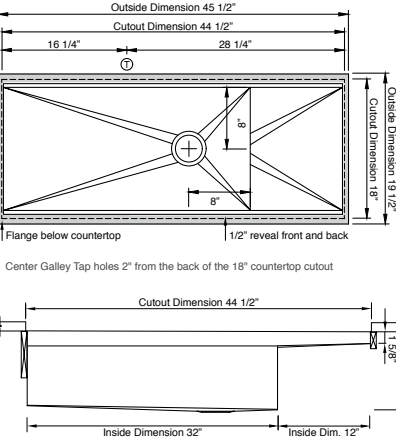
UD-06-I

Specifications

Single bowl
Users: 1
Wash Tools included: Four
DryDock Tool included: One
Galley Tap recommended: One
Outside dimensions: 45 1/2" x 19 1/2" x 2 1/16"
Interior dimensions: 44" x 17" x 2"
Countertop cutout: 44 1/2" x 18"
Minimum cabinet size: 48" or 120cm
Minimum clearance required for DryDock below countertop: 2"
DryDock location: Drain side (S)

Basin (KSO-3-S-DS-12-S-SS)

16GA 316L stainless steel indoor/outdoor
SilentArmor™ sound reduction technology
Angel finish
Three tier design
Star™ groove pattern
Reversible side drain
Drain cover included
Limited Lifetime Warranty
Made in the USA
ASME A112.19.3/CSA B45.4 certified
cUPC™ certified



Important Installation Note: DryDock requires 2" minimum clearance below countertop

Customize Your Galley

Add 7-12" length
Add 1-6" length
Add 18" DryDock
Add 12" DryDock
Apron front

p. 80

p. 80

p. 51

p. 52

p. 79

9" depth
Center drain
ThinTop™
WorkTop™
*Color coded labels available

p. 80

p. 67

p. 79

p. 87

DryDock Tool included (DR-12)



For Galley Tap Suite see pages 93-112

Recommended Basin Accessories & citrine.

Bottom Grate set BG-3-S-1-SS Stainless Steel

CIT-09-SS-C
Stainless Steel
Clean + Polish 9 oz

CIT-09-WD-C
Wood Condition
+ Protect 9 oz

CIT-04-WD-B
Wood Finishing
Balm 4 oz

Strainer M-DRN-MSS Angel Finish 304 Stainless Steel

Disposal Strainer G-DRN-MSS Angel Finish 304 Stainless Steel

Auto Strainer Angel Finish 304 Stainless Steel with Polished or Matte knob

A-DRN-PSS
A-DRN-MSS

A-DRN-MSS shown



Ideal ThinTop™ Workstation SS with American Black Walnut Culinary Kit, PVD Brushed Gold Stainless Steel Taps, Hot & Cold Tap, Soap Dispenser, and Deck Switch

Through *thick* and *thin*

The ThinTop™ Galley Workstation is ideal for ultracompact kitchen countertop surfaces (porcelain or ceramic). By integrating the Upper Tier below the Basin flange, this Workstation eliminates the need for a thick countertop, resulting in a low-profile look that is both functional and beautiful.

Limitless design possibilities

Make any Workstation a ThinTop™

For the most demanding designs



ThinTop™

Make any Workstation a ThinTop.

TT-SS



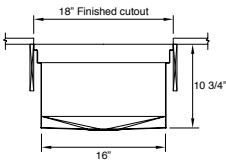
Specifications

Outside dimensions: IWS O.D. x 19 1/2" x 11 1/16"
Interior dimensions: IWS I.D. x 18" x 10 3/4"
Countertop cutout: IWS I.D. x 18"
Basin area: IWS I.D. x 16"
Upper Tier 3/4" beneath countertop
Lower Tier 2 3/8" beneath countertop
Recommended for countertops 2cm thick or less
Compatible with all Tool materials/thicknesses

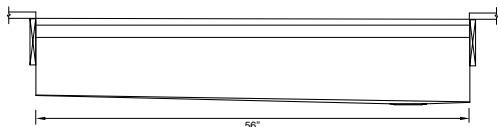
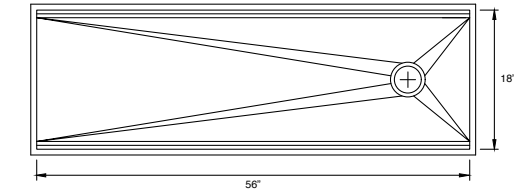
Basin (TT-SS)

16GA 316L stainless steel indoor/outdoor
SilentArmor™ sound reduction technology
Angel finish
Three tier design
Star™ groove pattern
Limited Lifetime Warranty
Made in the USA
ASME A112.19.3/CSA B45.4 certified
cUPC™ certified

EXAMPLE 1

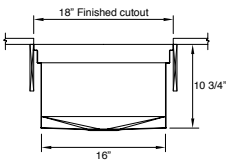


Suggested maximum inside corner radius of countertop cutout 3/8"

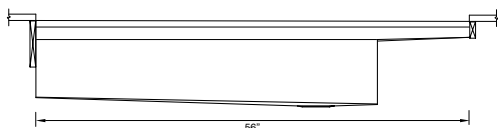
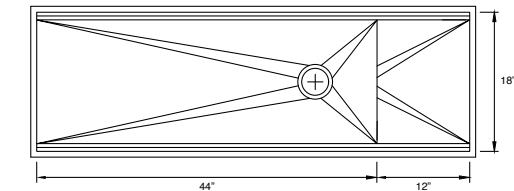


IWS-5-S-TT-xx

EXAMPLE 2

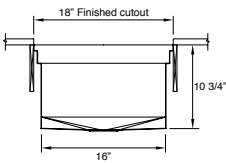


Suggested maximum inside corner radius of countertop cutout 3/8"

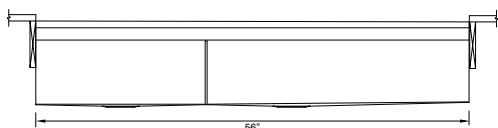
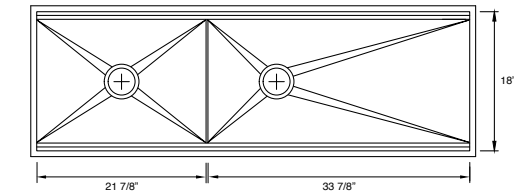


IWS-4-S-DD-12-S-TT-xx

EXAMPLE 3



Suggested maximum inside corner radius of countertop cutout 3/8"



IWW-5-D-TT-xx

Ideal ThinTop™ Workstation. 5S

IWS-5-S-TT-WA



American Black Walnut

IWS-5-S-TT-GT



Graphite Wood Composite

IWS-5-S-TT-BA



Natural Golden Bamboo

IWS-5-S-TT-GR



Exclusive Gray Resin*

IWS-5-S-TT-WH



Designer White Resin*

Culinary Tools included (CKT-17)

(1) Upper Deck Section† 18" x 19" UD-18-I-xx	(1) Dual Tier Drying Rack 17" x 18" DR-17-D-xx	(2) Dual Tier Cutting Boards 17" x 18" CB-17-D-xx	(2) Dual Tier Platforms 17" x 18" P2-17-D-xx	(2) SS Colanders 11" 7.2-qt C1-11-0-ST	(2) SS Mixing Bowls 11" 7.2-qt B1-11-0-ST

For Optional Culinary Tools see pages 85-90

† The Upper Deck requires a 1/4" clearance below the surface of the countertop. If the countertop thickness is 3/4" or less, Walnut or Bamboo Upper Deck sections will not have the clearance to function above the Upper Tier Culinary Tools.

Upper Deck.

Cover set UD-5-3P-WA/GT/BA/GR/WH Walnut, Graphite, Bamboo, Gray or White Resin



Sections Walnut, Graphite, Bamboo, Gray or White Resin

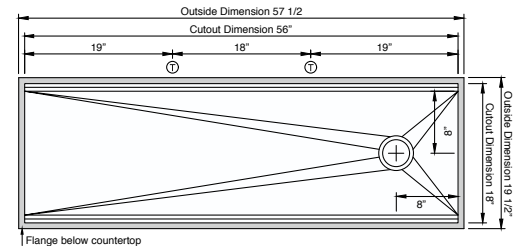


Specifications

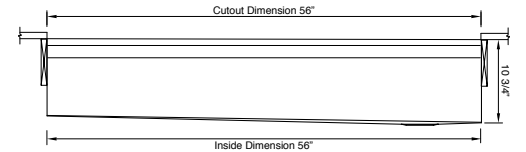
Single bowl
Users: 1-2
Culinary Tools included: Eight
Galley Taps recommended: Two
Outside dimensions: 57 1/2" x 19 1/2" x 11 1/16"
Interior dimensions: 56" x 18" x 10 3/4"
Countertop cutout: 56" x 18"
Basin area: 56" x 16"
Minimum cabinet size: 60" or 150cm

Basin (KSO-5-S-TT-SS)

16GA 316L stainless steel indoor/outdoor
SilentArmor™ sound reduction technology
Angel finish
Three tier design
Star™ groove pattern
Reversible side drain
Drain cover included
Limited Lifetime Warranty
Made in the USA
ASME A112.19.3/CSA B45.4 certified
cUPC™ certified



Center Galley Tap holes 2" from the back of the 18" countertop cutout



Customize Your Galley

Add 7-12" length	p. 80	9" depth	p. 80
Add 1-6" length	p. 80	Center drain	p. 80
Add 18" DryDock	p. 51	ThinTop™	p. 67
Add 12" DryDock	p. 52	WorkTop™	p. 79
Apron front	p. 79	*Color coded labels available	p. 87

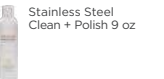
For Galley Tap Suite see pages 93-112

Recommended Basin Accessories & citrine.

Bottom Grate set BG-5-S-2-SS Stainless Steel



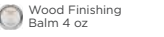
CIT-09-SS-C



CIT-09-WD-C



CIT-04-WD-B



Strainer M-DRN-MSS
Angel Finish 304 Stainless Steel



Disposal Strainer G-DRN-MSS
Angel Finish 304 Stainless Steel



Auto Strainer Angel Finish 304 Stainless Steel with Polished or Matte knob



A-DRN-MSS shown

Ideal ThinTop™ Workstation® 4S

IWS-4-S-TT-WA



American Black Walnut

IWS-4-S-TT-GT



Graphite Wood Composite

IWS-4-S-TT-BA



Natural Golden Bamboo

IWS-4-S-TT-GR



Exclusive Gray Resin*

IWS-4-S-TT-WH



Designer White Resin*

Culinary Tools included (CKT-12)

(1) Upper Deck Section† 12" x 19" UD-12-L-xx	(1) Upper Tier Drying Rack 12 1/4" x 18" DR-12-U-xx	(1) Upper Tier Cutting Board 12 1/4" x 18" CB-12-U-xx	(2) Lower Tier Platforms 12 1/4" x 17" P1-12-L-xx	(1) SS Colander 11" 7.2-qt C1-11-O-ST	(1) SS Mixing Bowl 11" 7.2-qt B1-11-O-ST

For Optional Culinary Tools see pages 85-90

† The Upper Deck requires a 1/4" clearance below the surface of the countertop. If the countertop thickness is 3/4" or less, Walnut or Bamboo Upper Deck sections will not have the clearance to function above the Upper Tier Culinary Tools.

Upper Deck.

Cover set UD-4-2P-WA/GT/BA/GR/WH Walnut, Graphite, Bamboo, Gray or White Resin

24"

24"

(1) 12"

Included in CKT

Sections Walnut, Graphite, Bamboo, Gray or White Resin

UD-24-I

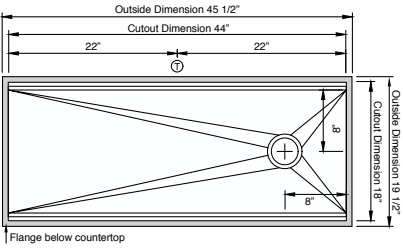
UD-12-I

Specifications

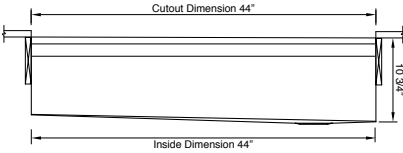
Single bowl
Users: 1
Culinary Tools included: Five
Galley Tap recommended: One
Outside dimensions: 45 1/2" x 19 1/2" x 11 1/16"
Interior dimensions: 44" x 18" x 10 3/4"
Countertop cutout: 44" x 18"
Basin area: 44" x 16"
Minimum cabinet size: 48" or 120cm

Basin (KSO-4-S-TT-SS)

16GA 316L stainless steel indoor/outdoor
SilentArmor™ sound reduction technology
Angel finish
Three tier design
Star™ groove pattern
Reversible side drain
Drain cover included
Limited Lifetime Warranty
Made in the USA
ASME A112.19.3/CSA B45.4 certified
cUPC™ certified



Center Galley Tap holes 2" from the back of the 18" countertop cutout



Customize Your Galley

Add 7-12" length

p. 80

Add 1-6" length

p. 80

Add 18" DryDock

p. 51

Add 12" DryDock

p. 52

Apron front

p. 79

9" depth

p. 80

Center drain

p. 80

WorkTop™

p. 79

*Color coded labels available

p. 87

For Galley Tap Suite see pages 93-112

Recommended Basin Accessories & citrine.

Bottom Grate set BG-4-S-2-SS Stainless Steel

CIT-09-SS-C

Stainless Steel
Clean + Polish 9 oz

CIT-09-WD-C

Wood Condition
+ Protect 9 oz

CIT-04-WD-B

Wood Finishing
Balm 4 oz

Strainer M-DRN-MSS Angel Finish 304 Stainless Steel

Disposal Strainer G-DRN-MSS Angel Finish 304 Stainless Steel

Auto Strainer Angel Finish 304 Stainless Steel with Polished or Matte knob

A-DRN-PSS

A-DRN-MSS

A-DRN-MSS shown

Ideal ThinTop™ WashStation™ 4S

IWA-4-S-TT-WA



American Black Walnut / Graphite Resin+

IWA-4-S-TT-GT



Graphite Wood Composite / Graphite Resin+

IWA-4-S-TT-BA



Natural Golden Bamboo / Exclusive Gray Resin+

IWA-4-S-TT-GR



Exclusive Gray Resin+ / Resin+

IWA-4-S-TT-WH



Designer White Resin+ / Resin+

Wash Tools included (WKT-4T)

(1) Upper Tier Drying Rack 9 1/4" x 18" DR-09-U-xx	(1) Lower Tier Wash Caddy 6" x 17" WC-06-L-xx	(1) Lower Tier Wash Bowl 12" x 17" WB-12-L-xx	(1) Upper Tier Utensil Caddy 6" x 18" UC-06-U-xx

For Optional Culinary Tools see pages 85-90

Upper Deck.

Cover set UD-4-2P-WA/GT/BA/GR/WH Walnut, Graphite, Bamboo, Gray or White Resin

24"

24"

(1) 12"

Included in CKT

Sections Walnut, Graphite, Bamboo, Gray or White Resin

UD-24-I

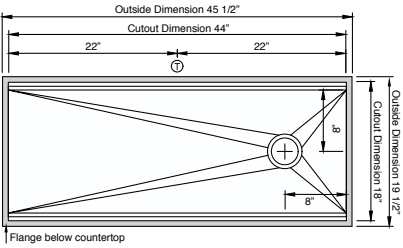
UD-12-I

Specifications

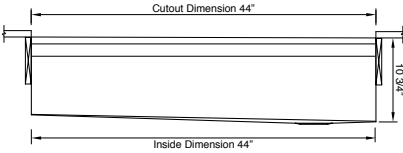
Single bowl
Users: 1
Wash Tools included: Four
Galley Tap recommended: One
Outside dimensions: 45 1/2" x 19 1/2" x 11 1/16"
Interior dimensions: 44" x 18" x 10 3/4"
Countertop cutout: 44" x 18"
Basin area: 44" x 16"
Minimum cabinet size: 48" or 120cm

Basin (KSO-4-S-TT-SS)

16GA 316L stainless steel indoor/outdoor
SilentArmor™ sound reduction technology
Angel finish
Three tier design
Star™ groove pattern
Reversible side drain
Drain cover included
Limited Lifetime Warranty
Made in the USA
ASME A112.19.3/CSA B45.4 certified
cUPC™ certified



Center Galley Tap holes 2" from the back of the 18" countertop cutout



Customize Your Galley

Add 7-12" length

p. 80

Add 1-6" length

p. 80

Add 18" DryDock

p. 51

Add 12" DryDock

p. 52

Apron front

p. 79

9" depth

p. 80

Center drain

p. 80

WorkTop™

p. 79

*Color coded labels available

p. 87

For Galley Tap Suite see pages 93-112

Recommended Basin Accessories & citrine.

Bottom Grate set BG-4-S-2-SS Stainless Steel

CIT-09-SS-C

Stainless Steel
Clean + Polish 9 oz

CIT-09-WD-C

Wood Condition
+ Protect 9 oz

CIT-04-WD-B

Wood Finishing
Balm 4 oz

Strainer M-DRN-MSS Angel Finish 304 Stainless Steel

Disposal Strainer G-DRN-MSS Angel Finish 304 Stainless Steel

Auto Strainer Angel Finish 304 Stainless Steel with Polished or Matte knob

A-DRN-PSS

A-DRN-MSS

A-DRN-MSS shown

Ideal ThinTop™ Workstation® 3S

IWS-3-S-TT-WA



American Black Walnut

IWS-3-S-TT-GT



Graphite Wood Composite

IWS-3-S-TT-BA



Natural Golden Bamboo

IWS-3-S-TT-GR









Exclusive Gray Resin*

IWS-3-S-TT-WH



Designer White Resin*

Culinary Tools included (CKT-12)


					
(1) Upper Deck Section† 12" x 19" UD-12-L-xx	(1) Upper Tier Drying Rack 12 1/4" x 18" DR-12-U-xx	(1) Upper Tier Cutting Board 12 1/4" x 18" CB-12-U-xx	(2) Lower Tier Platforms 12 1/4" x 17" P1-12-L-xx	(1) SS Colander 11" 7.2-qt C1-11-O-ST	(1) SS Mixing Bowl 11" 7.2-qt B1-11-O-ST

For Optional Culinary Tools see pages 85-90


† The Upper Deck requires a 1/4" clearance below the surface of the countertop. If the countertop thickness is 3/4" or less, Walnut or Bamboo Upper Deck sections will not have the clearance to function above the Upper Tier Culinary Tools.

Upper Deck.


Cover set **UD-3-2P-WA/GT/BA/GR/WH** Walnut, Graphite, Bamboo, Gray or White Resin



18"




18"




(1) 12"
Included in CKT


Sections Walnut, Graphite, Bamboo, Gray or White Resin




UD-18-I



UD-12-I



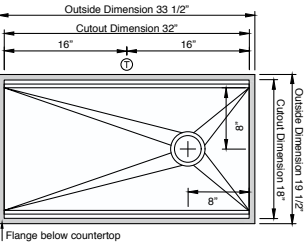
UD-09-I



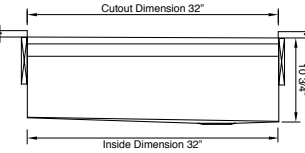
UD-06-I

Specifications

Single bowl
Users: 1
Culinary Tools included: Five
Galley Tap recommended: One
Outside dimensions: 33 1/2" x 19 1/2" x 11 1/16"
Interior dimensions: 32" x 18" x 10 3/4"
Countertop cutout: 32" x 18"
Basin area: 32" x 16"
Minimum cabinet size: 36" or 90cm



Center Galley Tap holes 2" from the back of the 18" countertop cutout



Basin (KSO-3-S-TT-SS)

16GA 316L stainless steel indoor/outdoor
SilentArmor™ sound reduction technology
Angel finish
Three tier design
Star™ groove pattern
Reversible side drain
Drain cover included
Limited Lifetime Warranty
Made in the USA
ASME A112.19.3/CSA B45.4 certified
cUPC™ certified

Customize Your Galley

Add 7-12" length

p. 80

Add 1-6" length

p. 80

Add 18" DryDock

p. 51

Add 12" DryDock

p. 52

Apron front

p. 79

9" depth

p. 80

Center drain

p. 80

WorkTop™

p. 79


*Color coded labels available

p. 87

For Galley Tap Suite see pages 93-112

Recommended Basin Accessories & citrine.


Bottom Grate set **BG-3-S-1-SS** Stainless Steel





31 1/2"

Strainer **M-DRN-MSS**
Angel Finish 304 Stainless Steel

Disposal Strainer **G-DRN-MSS**
Angel Finish 304 Stainless Steel




Auto Strainer Angel Finish 304 Stainless Steel with Polished or Matte knob




A-DRN-PSS
A-DRN-MSS
A-DRN-MSS shown

CIT-09-SS-C




Stainless Steel
Clean + Polish 9 oz

CIT-09-WD-C



Wood Condition
+ Protect 9 oz

CIT-04-WD-B



Wood Finishing
Balm 4 oz

Ideal ThinTop™ WashStation™ 3S

IWA-3-S-TT-WA

American Black Walnut / Graphite Resin+

IWA-3-S-TT-GT

Graphite Wood Composite / Graphite Resin+

IWA-3-S-TT-BA

Natural Golden Bamboo / Exclusive Gray Resin+





IWA-3-S-TT-GR

Exclusive Gray Resin* / Resin+

IWA-3-S-TT-WH

Designer White Resin* / Resin+


Wash Tools included (WKT-4T)

			
(1) Upper Tier Drying Rack 9 1/4" x 18" DR-09-U-xx	(1) Lower Tier Wash Caddy 6" x 17" WC-06-L-xx	(1) Lower Tier Wash Bowl 12" x 17" WB-12-L-xx	(1) Upper Tier Utensil Caddy 6" x 18" UC-06-U-xx


For Optional Culinary Tools see pages 85-90

Upper Deck.


Cover set **UD-3-2P-WA/GT/BA/GR/WH** Walnut, Graphite, Bamboo, Gray or White Resin



18"




18"




(1) 12"
Included in CKT

Sections Walnut, Graphite, Bamboo, Gray or White Resin



UD-18-I



UD-09-I

Online Specification Page

Specifications

Single bowl
Users: 1
Wash Tools included: Four
Galley Tap recommended: One
Outside dimensions: 33 1/2" x 19 1/2" x 11 1/16"
Interior dimensions: 32" x 18" x 10 3/4"
Countertop cutout: 32" x 18"
Basin area: 32" x 16"
Minimum cabinet size: 36" or 90cm

Center Galley Tap holes 2" from the back of the 18" countertop cutout

Customize Your Galley

Add 7-12" length

p. 80

Add 1-6" length

p. 80

Add 18" DryDock

p. 51

Add 12" DryDock

p. 52

Apron front

p. 79

9" depth

p. 80

Center drain

p. 80

WorkTop™

p. 79


*Color coded labels available

p. 87

For Galley Tap Suite see pages 93-112

Recommended Basin Accessories & citrine.


Bottom Grate set **BG-3-S-1-SS** Stainless Steel





31 1/2"

Strainer **M-DRN-MSS**
Angel Finish 304 Stainless Steel

Disposal Strainer **G-DRN-MSS**
Angel Finish 304 Stainless Steel




Auto Strainer Angel Finish 304 Stainless Steel with Polished or Matte knob




A-DRN-PSS
A-DRN-MSS
A-DRN-MSS shown

CIT-09-SS-C




Stainless Steel
Clean + Polish 9 oz

CIT-09-WD-C



Wood Condition
+ Protect 9 oz

CIT-04-WD-B



Wood Finishing
Balm 4 oz

THEGALLEY.COM

71

Online Specification Page

Online Specification Page

72

THEGALLEY.COM

Ideal ThinTop™ Workstation 3S + DryDock 12

IWS-3-S-DD-12-S-TT-WA



American Black Walnut

IWS-3-S-DD-12-S-TT-GT



Graphite Wood Composite

IWS-3-S-DD-12-S-TT-BA



Natural Golden Bamboo

IWS-3-S-DD-12-S-TT-GR




Exclusive Gray Resin*

IWS-3-S-DD-12-S-TT-WH




Designer White Resin*


Culinary Tools included (CKT-12)




(1) Upper Deck Section†
12" x 19"
UD-12-L-xx




(1) Upper Tier Drying Rack
12 1/4" x 18"
DR-12-U-xx




(1) Upper Tier Cutting Board
12 1/4" x 18"
CB-12-U-xx



(2) Lower Tier Platforms
12 1/4" x 17"
P1-12-L-xx



(1) SS Colander
11" 7.2-qt
C1-11-O-ST




(1) SS Mixing Bowl
11" 7.2-qt
B1-11-O-ST

For Optional Culinary Tools see pages 85-90


† The Upper Deck requires a 1/4" clearance below the surface of the countertop. If the countertop thickness is 3/4" or less, Walnut or Bamboo Upper Deck sections will not have the clearance to function above the Upper Tier Culinary Tools.

Upper Deck.


Cover set UD-3-12-3P-WA/GT/BA/GR/WH Walnut, Graphite, Bamboo, Gray or White Resin




18"



18"




12"




(1) 12"
Included in CKT


Sections Walnut, Graphite, Bamboo, Gray or White Resin




UD-18-I



UD-12-I



UD-09-I



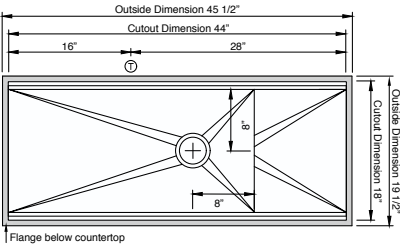
UD-06-I

Specifications

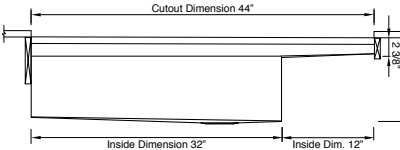
Single bowl
Users: 1
Culinary Tools included: Five
DryDock Tool included: One
Galley Tap recommended: One
Outside dimensions: 45 1/2" x 19 1/2" x 2 7/8"
Interior dimensions: 44" x 18" x 2 3/4"
Countertop cutout: 44" x 18"
Minimum cabinet size: 48" or 120cm
Minimum clearance required for DryDock below countertop: 3"
DryDock location: Drain side (S)

Basin (KSO-3-S-DS-12-S-TT-SS)

16GA 316L stainless steel indoor/outdoor
SilentArmor™ sound reduction technology
Angel finish
Three tier design
Star™ groove pattern
Reversible side drain
Drain cover included
Limited Lifetime Warranty
Made in the USA
ASME A112.19.3/CSA B45.4 certified
cUPC™ certified



Center Galley Tap holes 2" from the back of the 18" countertop cutout



Important Installation Note: DryDock requires 3" minimum clearance below countertop

Customize Your Galley

Add 7-12" length
Add 1-6" length
Add 18" DryDock
Add 12" DryDock
Apron front

p. 80
p. 80
p. 51
p. 52
p. 79


p. 80
p. 51
p. 52
p. 79

9" depth
Center drain
WorkTop™
*Color coded labels available

p. 80
p. 80
p. 79
p. 87

p. 80
p. 79
p. 87

DryDock Tool included (DR-12)




(1) Lower Tier Drying Rack
12 1/4" x 17"
DR-12-L-xx

For Galley Tap Suite see pages 93-112

Recommended Basin Accessories & citrine.


Bottom Grate set BG-3-S-1-SS Stainless Steel




31 1/2"

Strainer M-DRN-MSS
Angel Finish 304 Stainless Steel

Disposal Strainer G-DRN-MSS
Angel Finish 304 Stainless Steel



Auto Strainer Angel Finish 304 Stainless Steel with Polished or Matte knob



A-DRN-PSS
A-DRN-MSS
A-DRN-MSS shown

CIT-09-SS-C
Stainless Steel
Clean + Polish 9 oz

CIT-09-WD-C
Wood Condition
+ Protect 9 oz

CIT-04-WD-B
Wood Finishing
Balm 4 oz

73

Online Specification Page

Ideal ThinTop™ WashStation™ 3S + DryDock 12

IWA-3-S-DD-12-S-TT-WA

American Black Walnut / Graphite Resin+

IWA-3-S-DD-12-S-TT-GT

Graphite Wood Composite / Graphite Resin+

IWA-3-S-DD-12-S-TT-BA

Natural Golden Bamboo / Exclusive Gray Resin+


IWA-3-S-DD-12-S-TT-GR

Exclusive Gray Resin* / Resin+


IWA-3-S-DD-12-S-TT-WH

Designer White Resin* / Resin+


Wash Tools included (WKT-4T)




(1) Upper Tier Drying Rack
9 1/4" x 18"
DR-09-U-xx



(1) Lower Tier Wash Caddy
6" x 17"
WC-06-L-xx



(1) Lower Tier Wash Bowl
12" x 17"
WB-12-L-xx




(1) Upper Tier Utensil Caddy
6" x 18"
UC-06-U-xx


For Optional Culinary Tools see pages 85-90

Upper Deck.


Cover set UD-3-12-3P-WA/GT/BA/GR/WH Walnut, Graphite, Bamboo, Gray or White Resin




18"



18"




12"




12"


Sections Walnut, Graphite, Bamboo, Gray or White Resin




UD-18-I



UD-12-I



UD-09-I



UD-06-I

Online Specification Page

Specifications

Single bowl
Users: 1
Wash Tools included: Four
DryDock Tool included: One
Galley Tap recommended: One
Outside dimensions: 45 1/2" x 19 1/2" x 2 7/8"
Interior dimensions: 44" x 18" x 2 3/4"
Countertop cutout: 44" x 18"
Minimum cabinet size: 48" or 120cm
Minimum clearance required for DryDock below countertop: 3"
DryDock location: Drain side (S)

Basin (KSO-3-S-DS-12-S-TT-SS)

16GA 316L stainless steel indoor/outdoor
SilentArmor™ sound reduction technology
Angel finish
Three tier design
Star™ groove pattern
Reversible side drain
Drain cover included
Limited Lifetime Warranty
Made in the USA
ASME A112.19.3/CSA B45.4 certified
cUPC™ certified

Center Galley Tap holes 2" from the back of the 18" countertop cutout

Important Installation Note: DryDock requires 3" minimum clearance below countertop

Customize Your Galley

Add 7-12" length
Add 1-6" length
Add 18" DryDock
Add 12" DryDock
Apron front

p. 80
p. 80
p. 51
p. 52
p. 79


p. 80
p. 51
p. 52
p. 79

9" depth
Center drain
WorkTop™
*Color coded labels available

p. 80
p. 80
p. 79
p. 87

p. 80
p. 79
p. 87

DryDock Tool included (DR-12)




(1) Lower Tier Drying Rack
12 1/4" x 17"
DR-12-L-xx

For Galley Tap Suite see pages 93-112

Recommended Basin Accessories & citrine.


Bottom Grate set BG-3-S-1-SS Stainless Steel




31 1/2"

Strainer M-DRN-MSS
Angel Finish 304 Stainless Steel

Disposal Strainer G-DRN-MSS
Angel Finish 304 Stainless Steel



Auto Strainer Angel Finish 304 Stainless Steel with Polished or Matte knob



A-DRN-PSS
A-DRN-MSS
A-DRN-MSS shown

CIT-09-SS-C
Stainless Steel
Clean + Polish 9 oz

CIT-09-WD-C
Wood Condition
+ Protect 9 oz

CIT-04-WD-B
Wood Finishing
Balm 4 oz

74

THEGALLEY.COM

Ideal ThinTop™ BarStation® 18

IBS-18-C-TT-WA



American Black Walnut

IBS-18-C-TT-GT



Graphite Wood Composite

IBS-18-C-TT-BA



Natural Golden Bamboo

IBS-18-C-TT-GR



Exclusive Gray Resin

IBS-18-C-TT-WH



Designer White Resin

Bar Tools included (BKT-3T)

 (1) Upper Deck Section† 6" x 19" UD-06-I-xx	 (1) Upper Tier Garnish Board 6" x 18" SB-06-U-xx	 (1) Lower Tier Mini Drying Rack 6" x 17" DR-06-L-xx
---	---	--

For Optional Culinary Tools see pages 85-90

† The Upper Deck requires a 1/4" clearance below the surface of the countertop. If the countertop thickness is 3/4" or less, Walnut or Bamboo Upper Deck sections will not have the clearance to function above the Upper Tier Culinary Tools.

Upper Deck.

Cover set UD-18-2P-WA/GT/BA/GR/WH Walnut, Graphite, Bamboo, Gray or White Resin

9"

9"

(1) 6"

Included in BKT

Sections Walnut, Graphite, Bamboo, Gray or White Resin

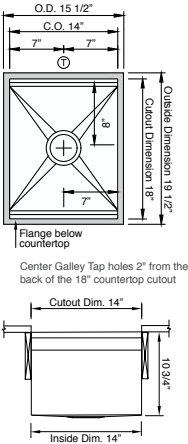
UD-12-I

UD-09-I

UD-06-I

Specifications

Single bowl
Users: 1
Bar Tools included: Three
Galley BarTap® recommended: One
Outside dimensions: 15 1/2" x 19 1/2" x 11 1/16"
Interior dimensions: 14" x 18" x 10 3/4"
Countertop cutout: 14" x 18"
Basin area: 14" x 16"
Minimum cabinet size: 18" or 40cm



Basin (KSO-18-C-TT-SS)

16GA 316L stainless steel indoor/outdoor
SilentArmor™ sound reduction technology
Angel finish
Three tier design
Star™ groove pattern
Center drain
Drain cover included
Limited Lifetime Warranty
Made in the USA
ASME A112.19.3/CSA B45.4 certified
cUPC™ certified

Customize Your Galley

Add 7-12" length
Add 1-6" length
Add 18" DryDock
Add 12" DryDock

p. 80
p. 80
p. 51
p. 52

Apron front
9" depth
WorkTop™
*Color coded labels available

p. 79
p. 80
p. 79
p. 87

For Galley Tap Suite see pages 93-112

Recommended Basin Accessories & citrine.

Bottom Grate set BG-18-C-1-SS Stainless Steel

13 1/2"

Strainer M-DRN-MSS
Angel Finish 304 Stainless Steel

Disposal Strainer G-DRN-MSS
Angel Finish 304 Stainless Steel

Auto Strainer Angel Finish 304 Stainless Steel with Polished or Matte knob

A-DRN-PSS
A-DRN-MSS

A-DRN-MSS shown

CIT-09-SS-C
Stainless Steel
Clean + Polish 9 oz

CIT-09-WD-C
Wood Condition
+ Protect 9 oz

CIT-04-WD-B
Wood Finishing
Balm 4 oz

75

Online Specification Page

Ideal ThinTop™ HydroStation™

IHS-1-V-TT-WA

American Black Walnut

IHS-1-V-TT-GT

Graphite Wood Composite

IHS-1-V-TT-BA

Natural Golden Bamboo


IHS-1-V-TT-GR

Exclusive Gray Resin

IHS-1-V-TT-WH

Designer White Resin

Hydro Tool included (HP-7X7)


(1) HydroPlate
7" x 7"
HP-7X7-xx

Upper Deck.

Cover set UD-1-1P-WA/GT/BA/GR/WH Walnut, Graphite, Bamboo, Gray or White Resin

10"

Online Specification Page

Specifications

Single bowl
Users: 1
Hydro Tool included: One
Galley Hot & Cold Tap recommended: One
Outside dimensions: 9" x 13 1/2" x 2 11/16"
Interior dimensions: 7 1/2" x 12" x 2 3/8"
Countertop cutout: 7 1/2" x 12"
Basin drain opening: 2"
Basin area: 6 1/2" x 12"

Customize Your Galley

WorkTop™

p. 79

For Galley Tap Suite see pages 93-112

Basin Accessories & citrine.

Hydro Drain H-DRN-MSS Angel Finish 304 Stainless Steel

Included with HydroStation

CIT-09-SS-C
Stainless Steel
Clean + Polish 9 oz

CIT-09-WD-C
Wood Condition
+ Protect 9 oz

CIT-04-WD-B
Wood Finishing
Balm 4 oz

76

THEGALLEY.COM



Ideal Workstation 3S with Exclusive Gray Resin Culinary Kit, Apron Front, Polished Stainless Steel Tap

Tailor Made

The Galley offers you the ability to create your very own Workstation or WashStation™. Apron Front, custom lengths, integrated Galleys with stainless steel WorkTops, ADA, you name it and we can probably do it. Our highly trained factory craftsmen love a good challenge!

Dare to be different


INTEGRATE

WorkTop™
DryDock®



MODERNIZE

ThinTop™
Apron Front



ACCESS

ADA Compliant
Length



Custom Built Workstation Basins

Lead time 5-6 weeks



WorkTop™

Integrate any Workstation into a stainless steel countertop of various thicknesses and shapes with or without a backsplash. It is beautiful, sleek, and highly resistant to scratches, stains, and heat.

To request a custom quote, contact us at dealersupport@thegalley.com.



ThinTop™

Designed to accommodate thinner countertops and ultracompact surfaces, our ThinTop Workstations have the Upper Tier integrated into the Basin to allow our Culinary Tools to function perfectly, no matter the countertop thickness or material.

Description	Product Code
ThinTop™	TT



Add DryDock.

Expand the functionality of the Galley without sacrificing under-counter storage or appliances, by adding an 18 or 12-inch Built-in DryDock to either or both sides of any Workstation.

Description	Product Code
DryDock 18"	DS-18-X
DryDock 12"	DS-12-X

Location: Drain side (S) and/or non-drain side (N) and/or center drain (C)
Note: DryDock only (not including DryDock Tool)



Apron Front

Personalize your design with our customizable stainless steel Apron Front, allowing you to tailor its thickness and height to perfectly complement your countertop.

Description	Product Code
For IWS 7	AF
For IWS 6	AF
For IWS 5	AF
For IWS 4	AF
For IWS 3	AF
For IWS 30	AF
For IWS 2	AF
For IBS 18	AF

Note: Please specify Apron height, thickness and drain location

Custom order example: **IWS-4-S-AF-AL4-GT**
(Ideal Workstation 4S, Apron Front, Add 4" Length, Graphite Culinary Kit)

Note: Once the purchase order and approved drawings are received each custom order is noncancelable

Custom Built Workstation Basins

Lead time 5-6 weeks



Top Mount / Flush Mount

Ideal for spaces where modifying existing countertops is not feasible and for those who enjoy an above-counter flange aesthetic.

Description	Product Code
Top/Flush Mount	TF

Note: Please specify back flange depth, desired Tap products, and hole placements



Custom Length or Center Drain

Customize the length and/or drain location of your Workstation to perfectly fit your kitchen.

Description	Product Code
Add 7-12"	AL#
Add 1-6"	AL#
Center Drain	C

Note: Added length 1-6" includes Culinary Kit IWS from next size below
Added length 7-12" includes Culinary Kit IWS from next size above
The maximum overall length recommended is 2 1/2" smaller than the outside cabinet dimension



Add Bowl

Add another bowl to the Basin to create a versatile double or triple bowl Workstation for any kitchen that demands maximum efficiency.

Description	Product Code
Add Bowl	AB

Note: Please specify width of each bowl/section



Move or Lower Double Bowl Divider

Customize the placement and height of your Work&WashStations™ permanent divider within the Basin to fit your specific needs.

Description	Product Code
Move Divider	MD
Lower Divider	LD

Note: Custom Bottom Grates may be required



ADA or 9" Bowl Depth

Designed to provide a more accessible and user-friendly experience, ADA Workstations have a Basin depth of 5 7/8" along with customized Tools.

Description	Product Code
ADA Compliant	ADA
9" Bowl Depth	BD9

ADA Kits: CKT-17-ADA*, CKT-12-ADA*

*Includes 4" high Mixing Bowls and Colanders



Ideal Workstation 4S with Graphite Wood Composite Culinary Kit, PVD Satin Black Stainless Steel BarTap, Soap Dispenser, and Deck Switch

The Upper Deck

Let's take it outside

Experience the power of the Galley Workstation and Tap in your outdoor kitchen. Stay outdoors and enjoy spending quality time with your family and friends as you prepare, cook, serve, entertain, and clean right next to your grill. Made of marine grade 316L Stainless Steel, the Tap and Workstation with Graphite Wood Composite, Designer White or Exclusive Gray Resin Culinary Tools are ideal for both indoor and outdoor use.

Revolutionize outdoor living

Taking it to the next level

The Upper Deck® is a modular third tier workspace and cover system available in all four finishes. The sections slide apart for easy removal and each one can be used individually on the countertop tier. Use as a complete set to cover the Workstation or individually as work surfaces.

Elevate your Workstation




Ideal Workstation 4S with Graphite Wood Composite Upper Deck. Set, PVD Satin Black Stainless Steel BarTap, Soap Dispenser, and Deck Switch

The Upper Deck

Upper Deck®


Sections

UD-24-I-WA/GT/BA/GR/WH




24"

UD-20-C-I-WA/GT/BA/GR/WH *Note: Corner Workstation Only*




20"

UD-18-I-WA/GT/BA/GR/WH




18"

UD-12-I-WA/GT/BA/GR/WH




12"

UD-09-I-WA/GT/BA/GR/WH



9"

UD-06-I-WA/GT/BA/GR/WH




6"

Specifications

Available in sections or complete sets
24", 20" (Corner only), 18", 12", 9", 6" sections 19" deep
Cover system and third tier work surface
Sits in 18" deep and 5/16" above countertop cutout
Requires 1/4" clearance below countertop surface

Complete Sets

UD-7-4P-WA/GT/BA/GR/WH
For IWS-7-S & IWW-7-D



18"24"24"18"

UD-6-3P-WA/GT/BA/GR/WH
For IWS-6-S & IWW-6-D




24"24"24"

UD-4X4-3P-WA/GT/BA/GR/WH
For IWS/IWA-4X4-C




24"20"24"

UD-4-18-3P-WA/GT/BA/GR/WH
For IWS/IWA-4-S-DD-18-S




24"24"18"

UD-4-12-3P-WA/GT/BA/GR/WH
For IWS/IWA-4-S-DD-12-S




24"24"12"

UD-30-18-3P-WA/GT/BA/GR/WH
For IWS/IWA-30-S-DD-18-S




18"12"18"

UD-5-3P-WA/GT/BA/GR/WH
For IWS-5-S & IWW-5-D




18"24"18"

UD-4-2P-WA/GT/BA/GR/WH
For IWS/IWA-4-S & IWA/IWW-4-D




24"24"

UD-4X3-3P-WA/GT/BA/GR/WH
For IWS/IWA-3X4-C & 4X3-C




12"20"24"

UD-3-18-3P-WA/GT/BA/GR/WH
For IWS/IWA-3-S-DD-18-S




18"18"18"

UD-3-12-3P-WA/GT/BA/GR/WH
For IWS/IWA-3-S-DD-12-S




18"18"12"

UD-30-12-3P-WA/GT/BA/GR/WH
For IWS/IWA-30-S-DD-12-S




18"12"12"

UD-3-2P-WA/GT/BA/GR/WH
For IWS/IWA-3-S




18"18"

UD-30-2P-WA/GT/BA/GR/WH
For IWS/IWA-30-S




18"12"

UD-2-2P-WA/GT/BA/GR/WH
For IWS/IWA/IBS-2-C




12"12"

UD-18-2P-WA/GT/BA/GR/WH
For IBS-18-C



9"9"

UD-1-1P-WA/GT/BA/GR/WH
For IHS-1-V



10"

Upper Deck Materials

Prestige

American Black Walnut (WA)

Premium

Graphite Wood Composite (GT)

Natural Golden Bamboo (BA)

Standard

Exclusive Gray Resin (GR)

Designer White Resin (WH)

Basin Accessories

Bottom Grate Sections

BG-31-S-SS

BG-29-S-SS

BG-25-N-SS

BG-25-S-SS








BG-23-N-SS

BG-20-C-SS

BG-13-C-SS

BG-11-N-SS

BG-05-N-SS



31 1/2"

29"

25 1/2"

25 1/2"

23 1/2"

20"

13 1/2"


11 1/2"

5 1/2"

Bottom Grate Sets


Workstations and WashStations™ in Stainless Steel

BG-7-S-3-SS For IWS-7-S




23 1/2"23 1/2"31 1/2"

BG-6-S-3-SS For IWS-6-S




11 1/2"23 1/2"31 1/2"

BG-5-S-2-SS For IWS-5-S




23 1/2"31 1/2"

BG-4-S-2-SS For IWS-4-S & IWA-4-S




11 1/2"31 1/2"

BG-3-S-1-SS For IWS-3-S & IWA-3-S




31 1/2"

BG-30-S-1-SS For IWS-30-S & IWA-30-S




25 1/2"

BG-2-C-1-SS For IWS-2-C, IWA-2-C & IBS-2-C



20"

BG-18-C-1-SS For IBS-18-C




13 1/2"

Bottom Grate Sets


Corner Workstations and WashStations in Stainless Steel

BG-4X4-C-3-SS For IWS-4X4-C & IWA-4X4-C



11 1/2"25 1/2"29"

BG-4X3-C-2-SS For IWS-3X4-C, 4X3-C & IWA-3X4-C, 4X3-C




25 1/2"29"

Bottom Grate Sets

Work&WashStations™ in Stainless Steel

BG-7-D-3-SS For IWW-7-D




20"31 1/2"23 1/2"

BG-6-D-3-SS For IWW-6-D




20"31 1/2"11 1/2"

BG-5-D-2-SS For IWW-5-D



20"31 1/2"

BG-4-D-2-SS For IWW-4-D




20"20"

Specifications


Available partial or complete sets
15 1/2" deep
Indoor / outdoor
1/4" thick solid electroplated stainless steel rod
Protective feet included

Strainer Baskets


Manual Strainer Basket
M-DRN-MSS Angel Finish




Disposal Flange Strainer Basket/Stopper
G-DRN-MSS Angel Finish



Auto Strainer Basket
A-DRN-PSS Angel Finish with Polished knob



Auto Strainer Basket
A-DRN-MSS Angel Finish with Matte knob



Specifications

Fits standard 3 1/2" US drain openings
Standard 1 1/2" male connection to drain plumbing (M-DRN, A-DRN)
27 1/2" cable (A-DRN)
Substantial knob design
304 Stainless Steel finished parts

THEGALLEY.COM

83

🔗 Online Specification Page

🔗 Online Specification Page

84

THEGALLEY.COM

OPTIONAL CULINARY TOOLS

Our versatile Workstation Culinary Tools are only limited by your imagination



12" Upper Deck.
Also available in 24", 20", 18", 9", & 6"

**Upper Tier Garnish
Serving Board**

**Dual Tier Wash
& Serve Set**
Wash Basin shown

**Dual Tier Wash
& Serve Set**
Large Serving Bowl shown

**Upper Tier 2"
Chef's Block***
Also available in Walnut & Dual Tier

**Countertop Magnetic
Knife Block**
Also available in Walnut & Bamboo

**Dual Tier Condiment
Serving Board**
Also available in half size

**Upper Tier Aluminum
Half Sheet Pan**

**Upper Tier
Utensil Caddy**

*2" Chef's Blocks include Juice Groove on one side
Upper Deck shown in Graphite Wood Composite and Optional Culinary Tools shown in Designer White Resin are available in all materials

Optional Culinary Tools

Dual Tier

2" Chef's Block

CH-17-D-WA



American Black Walnut

CH-17-D-BA



Natural Golden Bamboo

Specifications

2" thick
Sits proud of countertop less than 2" thick
Juice groove on one side
Height adjustable
17" x 18"

Wash & Serve Set

WM-17-D-WA



3/4" American Black Walnut

WM-17-D-GT



1/2" Graphite Wood Composite

WM-17-D-BA



3/4" Natural Golden Bamboo

WM-17-D-GR



5/8" Exclusive Gray Resin*

WM-17-D-WH




5/8" Designer White Resin*

Specifications

Brushed stainless steel wash basin with drain & stopper 15 1/2" x 6 5/8"
Satin/mirrored stainless steel large serving bowl 14 7/8" x 5 1/2" 10.5 qt.
Height adjustable
Platform 17" x 18"

Condiment Serving Board

SB-17-D-WA




3/4" American Black Walnut

SB-17-D-GT



1/2" Graphite Wood Composite

SB-17-D-BA



3/4" Natural Golden Bamboo

SB-17-D-GR



5/8" Exclusive Gray Resin

SB-17-D-WH



5/8" Designer White Resin

Specifications

6 stainless steel containers, 3 deep, 3 shallow, 6 lids
Height adjustable
Platform 17" x 18"

Lower Tier & Countertop

Mini Drying Rack

DR-06-L-WA



3/4" American Black Walnut

DR-06-L-GT



1/2" Graphite Wood Composite

DR-06-L-BA



3/4" Natural Golden Bamboo

DR-06-L-GR



5/8" Exclusive Gray Resin*

DR-06-L-WH



5/8" Designer White Resin*

Specifications

Stainless Steel rods**
6" x 17"

Recessed Knife Block

KB-03-C-WA



3/4" American Black Walnut

KB-03-C-GT



1/2" Graphite Wood Composite

KB-03-C-BA



3/4" Natural Golden Bamboo

Specifications

Linear opening with a magnet to hold knives in place
Semi recessed (2 7/16" x 10 9/16" C.O.) or flush mounted (2 15/16" x 11 1/16" C.O. 3/16" radius)
2 7/8" x 11"

Upper Tier

2" Chef's Block

CH-12-U-WA



American Black Walnut

CH-12-U-BA



Natural Golden Bamboo

Specifications

2" thick
Sits proud of countertop less than 2" thick
Juice groove on one side
12 1/4" x 18"

Garnish Board

SB-06-U-WA



3/4" American Black Walnut

SB-06-U-GT



1/2" Graphite Wood Composite

SB-06-U-BA



3/4" Natural Golden Bamboo

SB-06-U-GR



5/8" Exclusive Gray Resin*

SB-06-U-WH



5/8" Designer White Resin*

Specifications

4 small stainless steel bowls 4"
Platform 6" x 18"

Condiment Serving Board

SB-09-U-WA



3/4" American Black Walnut

SB-09-U-GT



1/2" Graphite Wood Composite

SB-09-U-BA



3/4" Natural Golden Bamboo

SB-09-U-GR



5/8" Exclusive Gray Resin

SB-09-U-WH



5/8" Designer White Resin

Specifications

3 stainless steel containers, 1 deep, 2 shallow, 3 lids
Platform 8 3/4" x 18"

Utensil Caddy

UC-06-U-WA



3/4" American Black Walnut

UC-06-U-GT



1/2" Graphite Wood Composite

UC-06-U-BA



3/4" Natural Golden Bamboo

UC-06-U-GR



5/8" Exclusive Gray Resin*

UC-06-U-WH



5/8" Designer White Resin*

Specifications

2 stainless steel perforated cylinders
1 stainless steel grate
Platform 6" x 18"

Half Sheet Pan

HS-13-U-AL



Aluminized Steel

Specifications

Oven safe to 450°F
Non-stick coating
Fluted design that facilitates air circulation and resists warping
Made in the USA
13" x 18"

Color Coded Labels

-G, -B, -R



Green, Blue or Red

Specifications

Add to one side of any Resin Cutting Board or Platform. Add -G or -B or -R at the end of product code. Ex: CB-17-D-WH-B
Note: Label on Cutting Board will be located on side without Juice Groove

*See Color Coded Labels

**Stainless Steel rod diameter: WA & BA: 3/8", GT: 1/4", GR & WH: 5/16"

***Upper Deck section sits above countertop: WA & BA: 1/2", GT: 1/4", GR & WH: 3/8"

Optional Culinary Tools

Specialty Kits

Entertain Kit Dual Tier Wash & Serve Set, Dual Tier Condiment Board, Upper Tier Garnish Board

EKT-4T-WA



American Black Walnut



1/2" Graphite Wood Composite



3/4" Natural Golden Bamboo

EKT-4T-GT



Graphite Wood Composite



3/4" Natural Golden Bamboo



5/8" Exclusive Gray Resin*

EKT-4T-BA



Natural Golden Bamboo



5/8" Exclusive Gray Resin*



5/8" Designer White Resin*

EKT-4T-GR



Exclusive Gray Resin*



5/8" Designer White Resin*



5/8" Designer White Resin*

EKT-4T-WH



Designer White Resin*



5/8" Designer White Resin*



5/8" Designer White Resin*

Outdoor Kit Dual Tier Wash & Serve Set, Upper Tier Condiment Serving Board, Utensil Caddy, Half Sheet Pan

OKT-5T-GT



Graphite Wood Composite



3/4" Natural Golden Bamboo



5/8" Exclusive Gray Resin*



5/8" Designer White Resin*

OKT-5T-GR



Exclusive Gray Resin*



5/8" Designer White Resin*



5/8" Designer White Resin*

OKT-5T-WH



Designer White Resin*



5/8" Designer White Resin*



5/8" Designer White Resin*

*See page 87 for Color Coded Labels

**Stainless Steel rod diameter: WA & BA: 3/8", GT: 1/4", GR & WH: 5/16"

***Upper Deck section sits above countertop: WA & BA: 1/2", GT: 1/4", GR & WH: 3/8"

Corner Upper & Lower Tier

2" Upper Tier Corner Chef's Block

CH-18-C-WA



American Black Walnut

CH-18-C-BA



Natural Golden Bamboo

Specifications

2" thick
Sits proud of countertop less than 2" thick
Juice groove on one side
18 1/4" x 18 1/4"

Upper Tier Corner Cutting Board

CB-18-C-WA



3/4" American Black Walnut

CB-18-C-GT



1/2" Graphite Wood Composite

CB-18-C-BA



3/4" Natural Golden Bamboo

CB-18-C-GR



5/8" Exclusive Gray Resin*

CB-18-C-WH



5/8" Designer White Resin*

Specifications

Juice groove on one side
18 1/4" x 18 1/4"

Lower Tier Corner Wash & Serve Set

WM-17-C-WA



3/4" American Black Walnut

WM-17-C-GT



1/2" Graphite Wood Composite

WM-17-C-BA



3/4" Natural Golden Bamboo

WM-17-C-GR



5/8" Exclusive Gray Resin*

WM-17-C-WH



5/8" Designer White Resin*

Specifications

Brushed stainless steel wash basin with drain & stopper 15 1/2" x 6 5/8"
Satin/mirrored stainless steel large serving bowl 14 7/8" x 5 1/2" 10.5 qt.
Platform 17 1/2" x 17 1/2"

Corner Specialty Kit

Corner Kit Upper Tier Corner Cutting Board, Lower Tier Corner Wash & Serve Set

LKT-3T-WA




American Black Walnut



5/8" Exclusive Gray Resin*

LKT-3T-GT



Graphite Wood Composite



5/8" Exclusive Gray Resin*

LKT-3T-BA



Natural Golden Bamboo



5/8" Exclusive Gray Resin*

LKT-3T-GR

Optional Culinary Tools

Included with Large Culinary Kits

18" Upper Deck.

UD-18-I-WA

UD-18-I-GT

UD-18-I-BA

UD-18-I-GR

UD-18-I-WH

3/4" American Black Walnut

1/2" Graphite Wood Composite

3/4" Natural Golden Bamboo

5/8" Exclusive Gray Resin*

5/8" Designer White Resin*

Specifications
18" Upper Deck section
19" deep
Cover system and third tier work surface
Sits in 18" deep***
Requires 1/4" clearance below countertop surface

Dual Tier Drying Rack

DR-17-D-WA

DR-17-D-GT

DR-17-D-BA

DR-17-D-GR

DR-17-D-WH

3/4" American Black Walnut

1/2" Graphite Wood Composite

3/4" Natural Golden Bamboo

5/8" Exclusive Gray Resin*

5/8" Designer White Resin*

Specifications
Stainless Steel rods**
Height adjustable
17" x 18"

Dual Tier Colander & Mixing Bowl

BC-17-D-WA

BC-17-D-GT

BC-17-D-BA

BC-17-D-GR

BC-17-D-WH

3/4" American Black Walnut

1/2" Graphite Wood Composite

3/4" Natural Golden Bamboo

5/8" Exclusive Gray Resin*

5/8" Designer White Resin*

Specifications
Satin/mirrored stainless steel
Colander & Mixing Bowl w/ lid 11" x 6 5/16"
7.2 qt.
Height adjustable
17" x 18"

Dual Tier Cutting Board

CB-17-D-WA

CB-17-D-GT

CB-17-D-BA

CB-17-D-GR

CB-17-D-WH

3/4" American Black Walnut

1/2" Graphite Wood Composite

3/4" Natural Golden Bamboo

5/8" Exclusive Gray Resin*

5/8" Designer White Resin*

Specifications
Juice groove on one side
Height adjustable
17" x 18"

Included with Small Culinary Kits

12" Upper Deck.

UD-12-I-WA

UD-12-I-GT

UD-12-I-BA

UD-12-I-GR

UD-12-I-WH

3/4" American Black Walnut

1/2" Graphite Wood Composite

3/4" Natural Golden Bamboo

5/8" Exclusive Gray Resin*

5/8" Designer White Resin*

Specifications
12" Upper Deck section
19" deep
Cover system and third tier work surface
Sits in 18" deep***
Requires 1/4" clearance below countertop surface

Upper Tier Drying Rack

DR-12-U-WA

DR-12-U-GT

DR-12-U-BA

DR-12-U-GR

DR-12-U-WH

3/4" American Black Walnut

1/2" Graphite Wood Composite

3/4" Natural Golden Bamboo

5/8" Exclusive Gray Resin*

5/8" Designer White Resin*

Specifications
Stainless Steel rods**
12 1/4" x 18"

Lower Tier Colander & Mixing Bowl

BC-12-L-WA

BC-12-L-GT

BC-12-L-BA

BC-12-L-GR

BC-12-L-WH

3/4" American Black Walnut

1/2" Graphite Wood Composite

3/4" Natural Golden Bamboo

5/8" Exclusive Gray Resin*

5/8" Designer White Resin*

Specifications
Satin/mirrored stainless steel
Colander & Mixing Bowl w/ lid 11" x 6 5/16"
7.2 qt.
12 1/4" x 17"

Upper Tier Cutting Board

CB-12-U-WA

CB-12-U-GT

CB-12-U-BA

CB-12-U-GR

CB-12-U-WH

3/4" American Black Walnut

1/2" Graphite Wood Composite

3/4" Natural Golden Bamboo

5/8" Exclusive Gray Resin*

5/8" Designer White Resin*

Specifications
Juice groove on one side
12 1/4" x 18"

Optional Culinary Tools

Included with Wash Kits

Upper Tier Drying Rack

DR-09-U-WA

DR-09-U-GT

DR-09-U-BA

DR-09-U-GR

DR-09-U-WH

3/4" American Black Walnut

1/2" Graphite Wood Composite

3/4" Natural Golden Bamboo

5/8" Exclusive Gray Resin*

5/8" Designer White Resin*

Specifications
Stainless Steel rods**
9 1/4" x 18"

Upper Tier Utensil Caddy

UC-06-U-WA

UC-06-U-GT

UC-06-U-BA

UC-06-U-GR

UC-06-U-WH

3/4" American Black Walnut

1/2" Graphite Wood Composite

3/4" Natural Golden Bamboo

5/8" Exclusive Gray Resin*

5/8" Designer White Resin*

Specifications
2 stainless steel perforated cylinders
1 stainless steel grate
Platform 6" x 18"

Lower Tier Wash Caddy

WC-06-L-GT

WC-06-L-GR

WC-06-L-WH

Graphite Resin+

Exclusive Gray Resin+

Designer White Resin+

Specifications
Removable drip tray
Polypropylene
6" x 17"

Lower Tier Wash Bowl

WB-12-L-GT

WB-12-L-GR

WB-12-L-WH

Graphite Resin+

Exclusive Gray Resin+

Designer White Resin+

Specifications
Removable pop-up drain
Polypropylene
12" x 17"

Included with Bar Kits

6" Upper Deck.

UD-06-I-WA

UD-06-I-GT

UD-06-I-BA

UD-06-I-GR

UD-06-I-WH

3/4" American Black Walnut

1/2" Graphite Wood Composite

3/4" Natural Golden Bamboo

5/8" Exclusive Gray Resin*

5/8" Designer White Resin*

Specifications
6" Upper Deck section
19" deep
Cover system and third tier work surface
Sits in 18" deep***
Requires 1/4" clearance below countertop surface

Upper Tier Garnish Board

SB-06-U-WA

SB-06-U-GT

SB-06-U-BA

SB-06-U-GR

SB-06-U-WH

3/4" American Black Walnut

1/2" Graphite Wood Composite

3/4" Natural Golden Bamboo

5/8" Exclusive Gray Resin*

5/8" Designer White Resin*

Specifications
4 small stainless steel bowls 4"
Platform 6" x 18"

Lower Tier Mini Drying Rack

DR-06-L-WA

DR-06-L-GT

DR-06-L-BA

DR-06-L-GR

DR-06-L-WH

3/4" American Black Walnut

1/2" Graphite Wood Composite

3/4" Natural Golden Bamboo

5/8" Exclusive Gray Resin*

5/8" Designer White Resin*

Specifications
Stainless Steel rods**
6" x 17"

*See page 87 for Color Coded Labels
**Stainless Steel rod diameter: WA & BA: 3/8", GT: 1/4", GR & WH: 5/16"
***Upper Deck section sits above countertop: WA & BA: 1/2", GT: 1/4", GR & WH: 3/8"

*See page 87 for Color Coded Labels
**Stainless Steel rod diameter: WA & BA: 3/8", GT: 1/4", GR & WH: 5/16"
***Upper Deck section sits above countertop: WA & BA: 1/2", GT: 1/4", GR & WH: 3/8"

Individual

Stainless Steel Clean + Polish

CIT-09-SS-C



9 fl oz Stainless Steel Clean + Polish
Individual bottle

Ingredients

<5% Anionic Surfactants, <5% Non-Ionic Surfactants, <5% Phosphates.
Contains Preservation Agents. Other Ingredients: Auxiliary Agents, Perfumes

Wood Condition + Protect

CIT-09-WD-C



9 fl oz Wood Condition + Protect
Individual bottle

Ingredients

Mineral Oil, Vitamin E, Beeswax

Wood Finishing Balm

CIT-04-WD-B



4 oz Wood Finishing Balm
Individual Tin

Ingredients

Mineral Oil, Vitamin E, Beeswax

Cases

Stainless Steel Clean + Polish

CIT-09-SS-C-CS



9 fl oz Stainless Steel Clean + Polish
Case of 12 bottles

Ingredients

<5% Anionic Surfactants, <5% Non-Ionic Surfactants, <5% Phosphates.
Contains Preservation Agents. Other Ingredients: Auxiliary Agents, Perfumes

Wood Condition + Protect

CIT-09-WD-C-CS



9 fl oz Wood Condition + Protect
Case of 12 bottles

Ingredients

Mineral Oil, Vitamin E, Beeswax

Wood Finishing Balm

CIT-04-WD-B-CS



4 oz Wood Finishing Balm
Case of 12 Tins

Ingredients

Mineral Oil, Vitamin E, Beeswax

citrine Stainless Steel Clean + Polish

Use on Workstation Basin

Gentle, food-safe

Restores shine and luster

Removes debris and tarnish

Protects cleaned surface

citrine Wood Condition + Protect

Use first on Walnut or Bamboo Tools

Gentle, food-safe

Natural earth friendly

Moisturizes with organic ingredients

Preserves natural beauty of wood

citrine Wood Finishing Balm

Use second on Walnut or Bamboo Tools

Gentle, food-safe

Natural earth friendly

Moisturizes with organic ingredients

Preserves natural beauty of wood



THE GALLEY TAP[®]

The perfect pair

The Galley Tap is the first and only kitchen faucet thoughtfully designed, engineered, and manufactured to function perfectly with a specific line of kitchen sinks, or in our case, kitchen workstations. Simply put, it completes The Galley Workstation.

"Its striking beauty comes from its perfect geometry. That's the magic!"

David Kotowsky
Designer | Galley Tap



IDEAL FLOW.
LAMINAR



IDEAL FLOW.
SPRAY

ERGONOMIC SLIDE SWITCH TO SELECT
IDEAL FLOW, LAMINAR OR SPRAY

HAND SPRAY EXTENDS UP TO 26" FROM SPOUT

11" POT FILL HEIGHT FROM
COUNTERTOP TO SPOUT OUTLET

Q-DOCK™ DOCKING SYSTEM
HOLDS HAND SPRAY IN PLACE

3" LONG HAND SPRAY FITS
COMFORTABLY IN YOUR HAND

CONCEALED EASY CLEAN SPRAY FACE

5 1/2" HEIGHT FROM
DECK TO SPOUT OUTLET

11" CENTERSTATION™
SPOUT PROJECTION

5 1/2" SPOUT
PROJECTION

EASY REFILL
FROM TOP

ABOVE DECK
DESIGN

SPOUT ROTATES 360°

FORWARD-ROTATING
COMFORTFEEL™ LEVER HANDLE

SOLID 316L MACHINED STAINLESS STEEL
CONSTRUCTION INDOOR/OUTDOOR

OPTIONAL BASE RING INCLUDED

THE IDEAL KITCHEN FAUCET

This stunning kitchen faucet has been ergonomically designed and engineered with dimensions that are specifically suited for the Galley Workstation. The Galley Ideal Tap, along with the BarTap®, Hot & Cold Tap, and Pot Filler Tap, is perfectly proportioned, functional and beautiful. The Soap Dispenser and Deck Switch are the perfect companions to the Tap and Workstation.

Limited Lifetime Mechanical and Finish Warranty



WATER FILTRATION
SYSTEM

WORLD CLASS QUALITY

State-of-the-art quality and manufacturing precision is evident throughout every millimeter of the Galley Tap® line. Machined out of solid AISI 316L Stainless Steel, this dynamic faucet is ideal for both indoor and outdoor use.

The Galley Tap and accompanying BarTap®, Hot & Cold Tap, Pot Filler Tap, Soap Dispenser and Deck Switch are available in six flawless Stainless Steel finishes: Matte, Polished, PVD Gun Metal Gray™, PVD Satin Black, PVD Brushed Gold*, and PVD Polished Rose Gold*.



GALLEY PVD A suit of armor

The Physical Vapor Deposition (PVD) process vaporizes a solid metal to a plasma of atoms or molecules; the vapor is then deposited in a vacuum chamber as a high-performance coating. Used in the aerospace and biomedical fields, PVD is the hardest and most corrosion-resistant coating to strengthen and protect your Tap for a lifetime. It is more environmentally friendly than traditional coating processes such as electroplating and powder coating.

Polished
Stainless Steel

Matte
Stainless Steel

PVD Gun Metal Gray™
Stainless Steel

PVD Satin Black
Stainless Steel

PVD Brushed Gold*
Stainless Steel

PVD Polished Rose Gold*
Stainless Steel

Classic Finishes

Premium Finishes

Prestige Finishes

*Limited Edition

Ideal Tap with Filtration

High Flow (HF) or Eco Flow (EF)



Specifications

Ideal Tap
Single-lever control ceramic disk cartridge
Forward rotating COMFORTFEEL™ lever handle
11" CENTERSTATION™ spout projection
11" Pot fill height from deck to spout outlet
Hand spray extends up to 26" from spout
Q-Dock™ docking system holds hand spray in place
Ergonomic slide switch to select Ideal Flow. Laminar or Spray Flow
Automatic return to laminar flow
Concealed easy clean spray face
Spout rotates 360°
Quiet, smooth gliding hose
Counterweight
Dual check valves
24" stainless steel flexible hoses 3/8" compression
Maximum counter thickness 2"
Minimum install hole diameter 1 3/8"
Optional base ring included
Total height 21 1/4"
High Flow 2.2 GPM maximum flow rate
Eco Flow 1.8 GPM maximum flow rate
For use with Water Filtration System* (included)
*Note: May reduce water flow



Water Filtration System
(Included)
Service flow rate 2.0 gpm
Rated capacity 7,900 gallons
Operating pressure 10 - 125 psi
Operating temperature 35 - 100°F
Overall dimensions 16 7/8" x 4 1/8"
Reduces lead, chlorine, cysts and other contaminants
Quick twist-lock cartridge replacement
Replacement filter cartridge dimensions 14 1/2" x 3"
Internal parts never exposed to human handling
Filtration protects capital equipment from early breakdown
Installs vertically (allow 2 1/2" clearance)
Parts Included: Mounting bracket and screws, plastic tubing, push-fit Tee

Construction

Ideal Tap
Solid 316L machined stainless steel construction
Available in Polished, Matte, PVD Gun Metal Gray™, PVD Satin Black, PVD Brushed Gold, PVD Polished Rose Gold
Indoor & outdoor
Limited Lifetime Warranty
Made in Italy

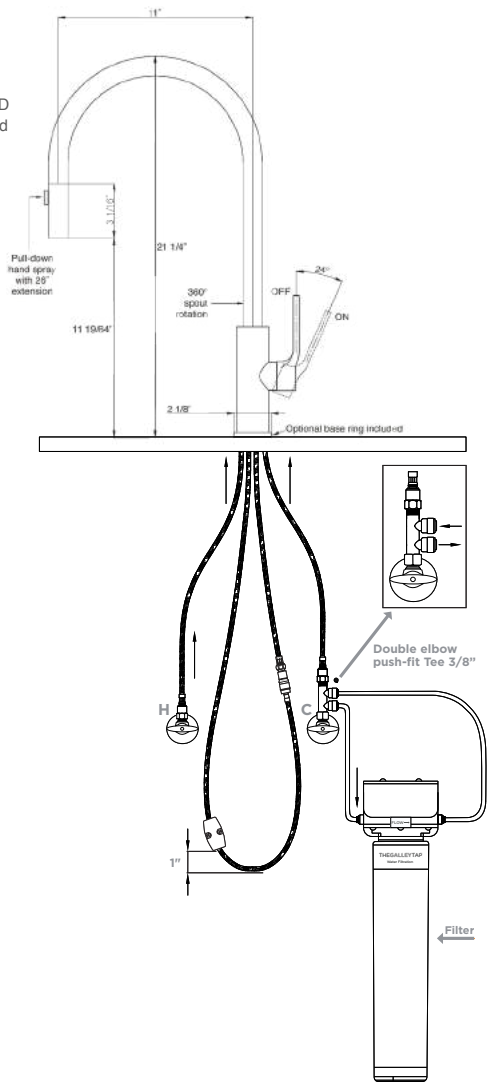
Water Filtration System
Five Year Warranty
Made in the USA

Codes/Standards

Ideal Tap
ASME 112.18.1
CSA B125.1
NSF 61, 372
CALGreen
cUPC
ADA

Water Filtration System
IAPMO Certified
NSF/ANSI 42, 53, 372

For Tap Accessories see pages 109-110



Ideal Tap

High Flow (HF) or Eco Flow (EF)



Specifications

Single-lever control ceramic disk cartridge
Forward rotating COMFORTFEEL™ lever handle
11" CENTERSTATION™ spout projection
11" Pot fill height from deck to spout outlet
Hand spray extends up to 26" from spout
Q-Dock™ docking system holds hand spray in place
Ergonomic slide switch to select Ideal Flow. Laminar or Spray Flow
Automatic return to laminar flow
Concealed easy clean spray face
Spout rotates 360°
Quiet, smooth gliding hose
Counterweight
Dual check valves
24" stainless steel flexible hoses 3/8" compression
Maximum counter thickness 2"
Minimum install hole diameter 1 3/8"
Optional base ring included
Total height 21 1/4"
High Flow 2.2 GPM maximum flow rate
Eco Flow 1.8 GPM maximum flow rate
For use with Water Filtration System* (not included)
*Note: May reduce water flow

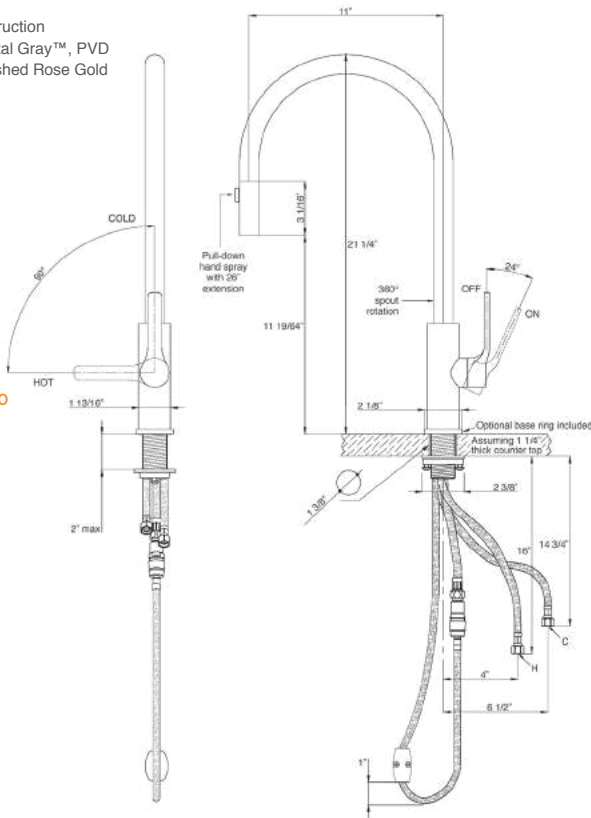
Construction

Solid 316L machined stainless steel construction
Available in Polished, Matte, PVD Gun Metal Gray™, PVD Satin Black, PVD Brushed Gold, PVD Polished Rose Gold
Indoor & outdoor
Limited Lifetime Warranty
Made in Italy

Codes/Standards

ASME 112.18.1
CSA B125.1
NSF 61, 372
CALGreen
cUPC
ADA

For Tap Accessories see pages 109-110



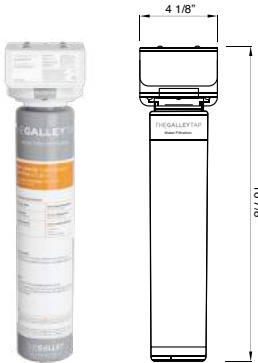
Ideal BarTap® with Filtration

High Flow (HF) or Eco Flow (EF)



Specifications

Ideal BarTap
Single-lever control
Ceramic disk cartridge
Forward rotating COMFORTFEEL™ lever handle
Q-Dock™ docking system holds hand spray in place
Ergonomic slide switch to select Ideal Flow. Laminar or Spray Flow
Automatic return to laminar flow
Concealed easy clean spray face
Spout rotates 360°
Counterweight
Dual check valves
24" stainless steel flexible hoses 3/8" compression
Maximum counter thickness 2"
Minimum install hole diameter 1 3/8"
Optional base ring included
Total height 15 13/16"
High Flow 2.2 GPM maximum flow rate
Eco Flow 1.8 GPM maximum flow rate
For use with Water Filtration System* (included)
*Note: May reduce water flow



Water Filtration System
(Included)

Water Filtration System
Service flow rate 2.0 gpm
Rated capacity 7,900 gallons
Operating pressure 10 - 125 psi
Operating temperature 35 - 100°F
Overall dimensions 16 7/8" x 4 1/8"
Reduces lead, chlorine, cysts and other contaminants
Quick twist-lock cartridge replacement
Replacement filter cartridge dimensions 14 1/2" x 3"
Internal parts never exposed to human handling
Filtration protects capital equipment from early breakdown
Installs vertically (allow 2 1/2" clearance)
Parts Included: Mounting bracket and screws, plastic tubing, push-fit Tee

Construction

Ideal BarTap
Solid 316L machined stainless steel construction
Available in Polished, Matte, PVD Gun Metal Gray™, PVD Satin Black, PVD Brushed Gold, PVD Polished Rose Gold
Indoor & outdoor
Limited Lifetime Warranty
Made in Italy

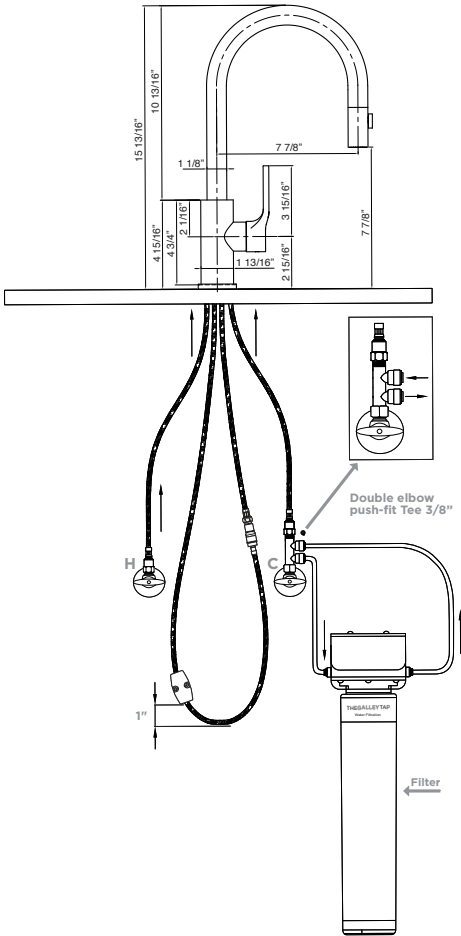
Water Filtration System
Five Year Warranty
Made in the USA

Codes/Standards

Ideal BarTap
ASME 112.18.1
CSA B125.1
NSF 61, 372
CALGreen
cUPC
ADA

Water Filtration System
IAPMO Certified
NSF/ANSI 42, 53, 372

For Tap Accessories see pages 109-110



Ideal BarTap®

High Flow (HF) or Eco Flow (EF)



Specifications

Single-lever control
Ceramic disk cartridge
Forward rotating COMFORTFEEL™ lever handle
Q-Dock™ docking system holds hand spray in place
Ergonomic slide switch to select Ideal Flow. Laminar or Spray Flow
Automatic return to laminar flow
Concealed easy clean spray face
Spout rotates 360°
Counterweight
Dual check valves
24" stainless steel flexible hoses 3/8" compression
Maximum counter thickness 2"
Minimum install hole diameter 1 3/8"
Optional base ring included
Total height 15 13/16"
High Flow 2.2 GPM maximum flow rate
Eco Flow 1.8 GPM maximum flow rate
For use with Water Filtration System* (not included)
*Note: May reduce water flow

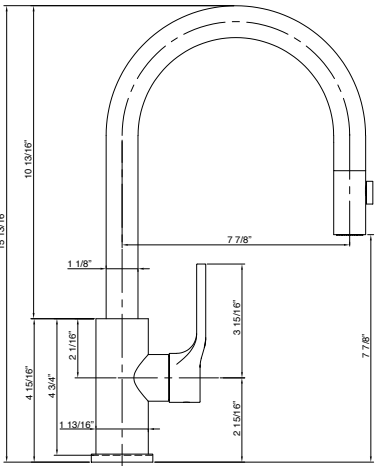
Construction

Solid 316L machined stainless steel construction
Available in Polished, Matte, PVD Gun Metal Gray™, PVD Satin Black, PVD Brushed Gold, PVD Polished Rose Gold
Indoor & outdoor
Limited Lifetime Warranty
Made in Italy

Codes/Standards

ASME 112.18.1
CSA B125.1
NSF 61, 372
CALGreen
cUPC
ADA

For Tap Accessories see pages 109-110



THE IDEAL HOT & COLD TAP

Filtered Instant Hot + Cold Water System



DRINK

- Filtered Water
- Instant Coffee
- Hot Tea
- Fruit Infused Water



COOK

- Poach Eggs
- Blanch Vegetables
- Pasta & Rice
- Instant Oatmeal



CLEAN

- Greasy Pans
- Cutting Boards
- Wash Dishes
- Sterilize Baby Bottles

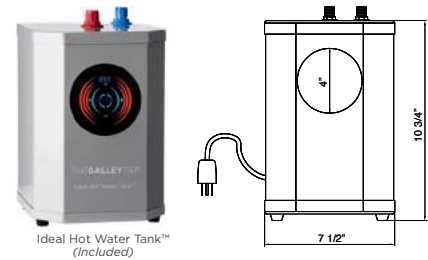


Ideal Hot & Cold Tap with Filtration



Specifications

Ideal Hot & Cold Tap
Solid 316L Machined Stainless Steel Construction
Forward rotating COMFORTFEEL™ lever handles
Hot side lever is spring loaded for automatic shutoff 1/4 turn
Ceramic disk cartridges
Spout rotates 360°
Laminar Ideal Flow.
Thermally insulated spout
Provides filtered (included), hot water, 208°F max temperature
Provides filtered (included), cold water (not chilled)
Optional base ring included
8 7/8" fill height from deck to spout outlet
Total height 13 1/4"
.50 GPM maximum flow rate for hot water
1.30 GPM maximum flow rate for cold (not chilled) water
Maximum counter thickness 2 1/4"
Minimum install hole diameter 1 3/8"
Compatible with reverse osmosis filtration systems
Limited Lifetime Mechanical and Finish Warranty
For use with Water Filtration System* (included)
For use with Ideal Hot Water Tank™ (included)
*Note: May reduce water flow



Ideal Hot Water Tank
Digital control touch panel
Adjustable temperature settings = 3° increments
Seven preset temperatures = 167°-208°F
Digital temperature control within 1-2°
On/off button with vacation mode feature
1500 watt/120-volt ceramic encased rapid-recovery element
60 cups per hour capacity
Standby reheat feature with low energy consumption 1W
Standby reheat at 6° temperature-drop
Built-in dry Burn and overheat sensors
Built-in 60 psi RV with patented Baffle Fill System
Encased element prevents limescale build-up
Double venturi reduces faucet "dripping/spitting"
Compatible with reverse osmosis filtration systems
Space-saving 7 1/2" W x 7 1/2" D x 10 3/4" H
Cabinet-side or floor-mount install options
Parts Included: Silicone Washers, Adapters

Construction

Ideal Hot & Cold Tap
Solid 316L machined stainless steel construction
Available in Polished, Matte, PVD Gun Metal Gray™, PVD Satin Black, PVD Brushed Gold, PVD Polished Rose Gold
Indoor & outdoor
Limited Lifetime Warranty
Made in Italy

Ideal Hot Water Tank
304 stainless steel tank 0.6 USG (2.4 litres)
Five Year Warranty

Water Filtration System
Five Year Warranty
Made in the USA

For Tap Accessories see pages 109-110



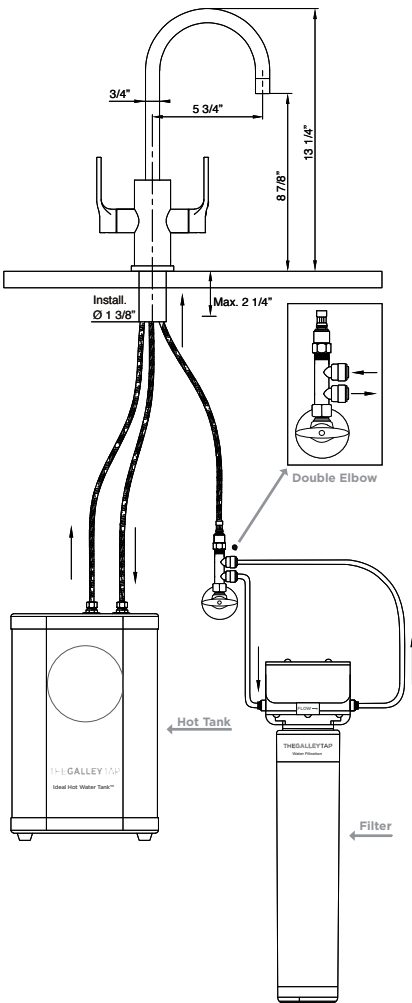
Water Filtration System
Service flow rate 2.0 gpm
Rated capacity 7,900 gallons
Operating pressure 10 - 125 psi
Operating temperature 35 - 100°F
Overall dimensions 16 7/8" x 4 1/8"
Reduces lead, chlorine, cysts and other contaminants
Quick twist-lock cartridge replacement
Replacement filter cartridge dimensions 14 1/2" x 3"
Internal parts never exposed to human handling
Filtration protects capital equipment from early breakdown
Installs vertically (allow 2 1/2" clearance)
Parts Included: Mounting bracket and screws, plastic tubing, push-fit Tee

Codes/Standards

Ideal Hot & Cold Tap
ASME 112.18.1
NSF/ANSI/CAN 61
CSA B125.1
cUPC
ADA

Ideal Hot Water Tank
UL Certified

Water Filtration System
IAPMO Certified
NSF/ANSI 42, 53, 372

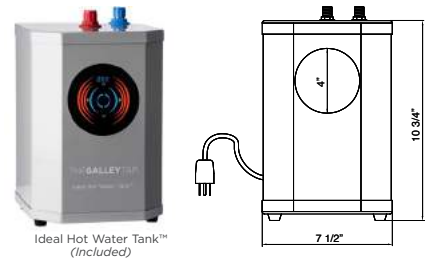


Ideal Hot & Cold Tap



Specifications

Ideal Hot & Cold Tap
Solid 316L Machined Stainless Steel Construction
Forward rotating COMFORTFEEL™ lever handles
Hot side lever is spring loaded for automatic shutoff 1/4 turn
Ceramic disk cartridges
Spout rotates 360°
Laminar Ideal Flow.
Thermally insulated spout
Provides filtered (not included), hot water, 208°F max temperature
Provides filtered (not included), cold water (not chilled)
Optional base ring included
8 7/8" fill height from deck to spout outlet
Total height 13 1/4"
.50 GPM maximum flow rate for hot water
1.30 GPM maximum flow rate for cold (not chilled) water
Maximum counter thickness 2 1/4"
Minimum install hole diameter 1 3/8"
Compatible with reverse osmosis filtration systems
Limited Lifetime Mechanical and Finish Warranty
For use with Water Filtration System* (not included)
For use with Ideal Hot Water Tank™ (included)
*Note: May reduce water flow



Ideal Hot Water Tank
Digital control touch panel
Adjustable temperature settings = 3° increments
Seven preset temperatures = 167°-208°F
Digital temperature control within 1-2°
On/off button with vacation mode feature
1500 watt/120-volt ceramic encased rapid-recovery element
60 cups per hour capacity
Standby reheat feature with low energy consumption 1W
Standby reheat at 6° temperature-drop
Built-in dry Burn and overheat sensors
Built-in 60 psi RV with patented Baffle Fill System
Encased element prevents limescale build-up
Double venturi reduces faucet "dripping/spitting"
Compatible with reverse osmosis filtration systems
Space-saving 7 1/2" W x 7 1/2" D x 10 3/4" H
Cabinet-side or floor-mount install options
Parts Included: Silicone Washers, Adapters

Construction

Ideal Hot & Cold Tap
Solid 316L machined stainless steel construction
Available in Polished, Matte, PVD Gun Metal Gray™, PVD Satin Black, PVD Brushed Gold, PVD Polished Rose Gold
Indoor & outdoor
Limited Lifetime Warranty
Made in Italy

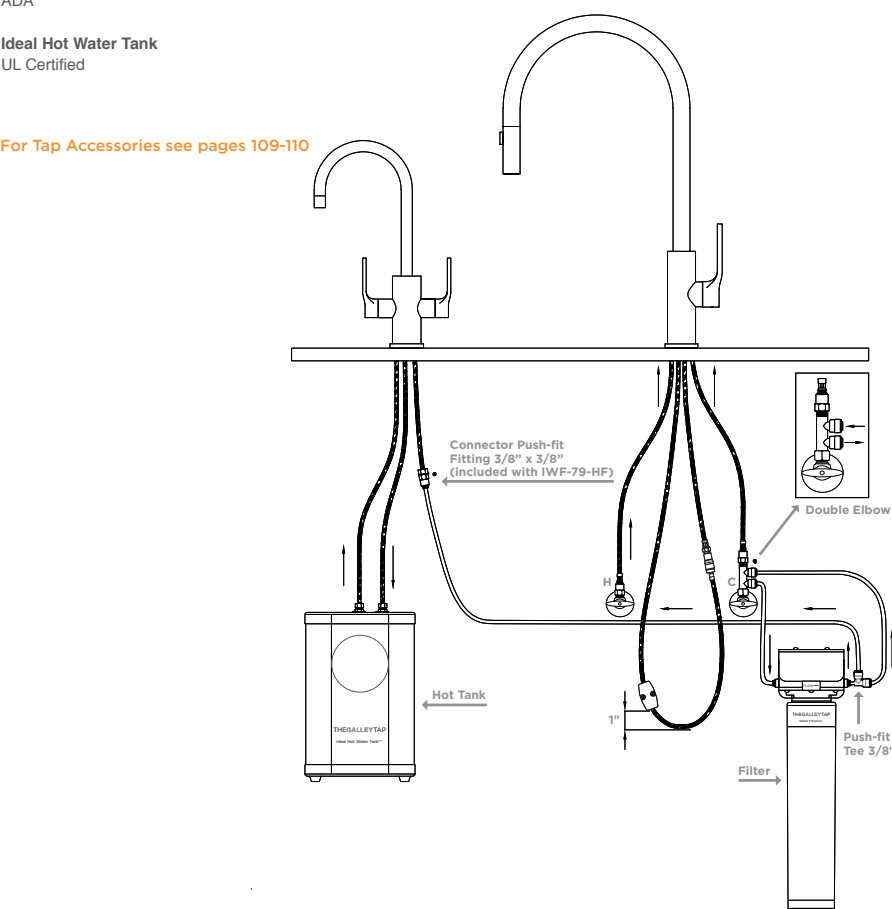
Ideal Hot Water Tank
304 stainless steel tank 0.6 USG (2.4 litres)
Five Year Warranty

Codes/Standards

Ideal Hot & Cold Tap
ASME 112.18.1
NSF/ANSI/CAN 61
CSA B125.1
cUPC
ADA

Ideal Hot Water Tank
UL Certified

For Tap Accessories see pages 109-110



Ideal Pot Filler Tap with Filtration



Specifications

Ideal Pot Filler Tap
Single-lever control
1/4 turn ceramic disc valve cartridge
COMFORTFEEL™ lever handle
Cold water valve, one inlet
Rough-in part required (sold separately)
Laminar Ideal Flow.
Dual swivel spout
24" projection
4.2 GPM
For use with Water Filtration System* (included)
*Note: May reduce water flow



Water Filtration System
(included)

Water Filtration System
Service flow rate 2.0 gpm
Rated capacity 7,900 gallons
Operating pressure 10 - 125 psi
Operating temperature 35 - 100°F
Overall dimensions 16 7/8" x 4 1/8"
Reduces lead, chlorine, cysts and other contaminants
Quick twist-lock cartridge replacement
Replacement filter cartridge dimensions 14 1/2" x 3"
Internal parts never exposed to human handling
Filtration protects capital equipment from early breakdown
Installs vertically (allow 2 1/2" clearance)
Parts Included: Mounting bracket and screws, plastic tubing, push-fit Tee

Construction

Ideal Pot Filler Tap
Solid 316L machined stainless steel construction
Available in Polished, Matte, PVD Gun Metal Gray™, PVD Satin Black, PVD Brushed Gold, PVD Polished Rose Gold
Indoor & outdoor
Limited Lifetime Warranty
Made in Italy

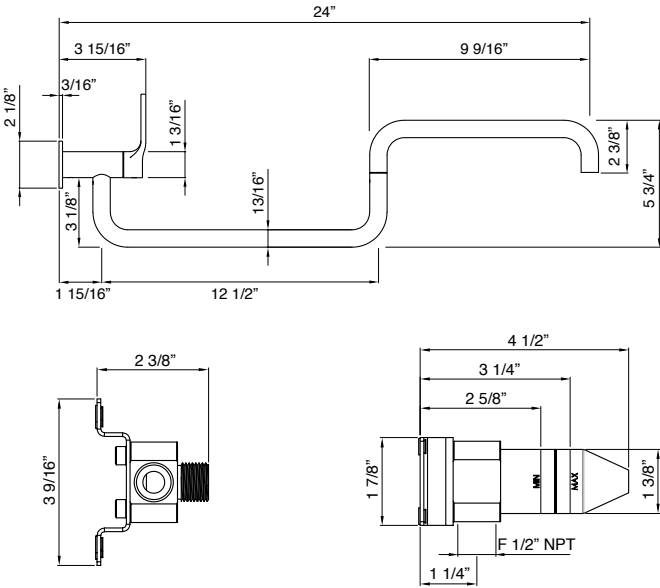
Water Filtration System
Five Year Warranty
Made in the USA

Codes/Standards

Ideal Pot Filler Tap
NSF
cUPC

Water Filtration System
IAPMO Certified
NSF/ANSI 42, 53, 372

For Tap Accessories see pages 109-110



Ideal Pot Filler Tap



Specifications

Single-lever control
1/4 turn ceramic disc valve cartridge
COMFORTFEEL™ lever handle
Cold water valve, one inlet
Rough-in part required (sold separately)
Laminar Ideal Flow.
Dual swivel spout
24" projection
4.2 GPM
For use with Water Filtration System* (not included)
*Note: May reduce water flow

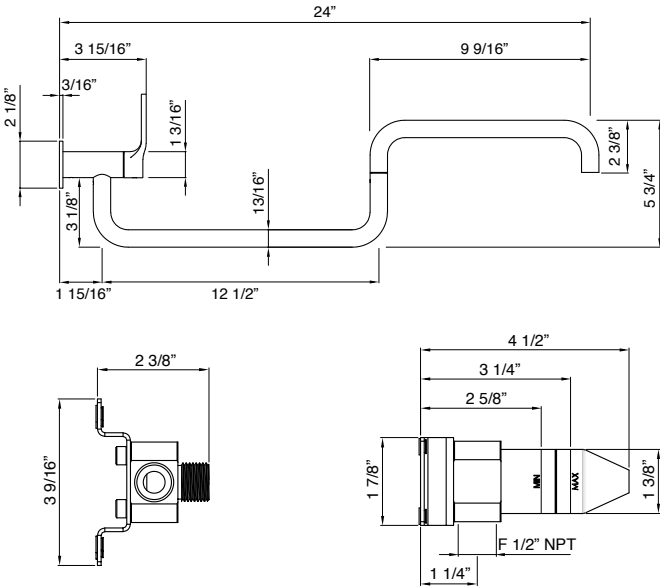
Construction

Solid 316L machined stainless steel construction
Available in Polished, Matte, PVD Gun Metal Gray™, PVD Satin Black, PVD Brushed Gold, PVD Polished Rose Gold
Indoor & outdoor
Limited Lifetime Warranty
Made in Italy

Codes/Standards

NSF
cUPC

For Tap Accessories see pages 109-110



Tap Accessories

Ideal Soap Dispenser

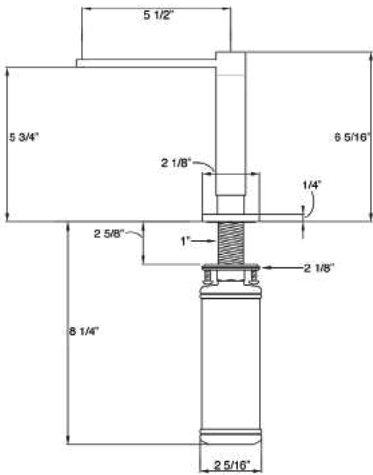
ISD-1-PSS	ISD-1-MSS	ISD-1-GSS	ISD-1-BSS	ISD-1-YSS	ISD-1-RSS
					
Polished Stainless Steel	Matte Stainless Steel	PVD Gun Metal Gray™ Stainless Steel	PVD Satin Black Stainless Steel	PVD Brushed Gold Stainless Steel Limited Edition	PVD Polished Rose Gold Stainless Steel Limited Edition

Specifications

Heavy-duty pump for added reliability
5 1/2" reach
5 1/2" clearance
Easy refill from the top
12 fluid ounce capacity
Maximum counter thickness 1 9/16"
Install hole diameter 1" min to 1 3/8" max







Construction

Solid 316L machined stainless steel construction
Available in Polished, Matte, PVD Gun Metal Gray™, PVD Satin Black, PVD Brushed Gold, PVD Polished Rose Gold
Indoor & outdoor
Limited Lifetime Warranty
Made in Italy



[Online Specification Page](#)

Ideal Deck Switch

IDS-1-PSS	IDS-1-MSS	IDS-1-GSS	IDS-1-BSS	IDS-1-YSS	IDS-1-RSS
					
Polished Stainless Steel	Matte Stainless Steel	PVD Gun Metal Gray™ Stainless Steel	PVD Satin Black Stainless Steel	PVD Brushed Gold Stainless Steel Limited Edition	PVD Polished Rose Gold Stainless Steel Limited Edition

Specifications

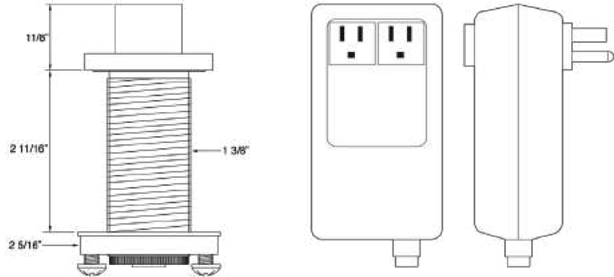
Air-activated button
Above the deck design for easy operation
Convenient alternative to a wall switch
Isolated from the electrical connections
Includes tubing and two outlet control box for disposal and a hot tank 120v 15amp 1hp
Maximum counter thickness 2 11/16"
Minimum install hole diameter 1 3/8"

Construction

Solid 316L machined stainless steel construction
Available in Polished, Matte, PVD Gun Metal Gray™, PVD Satin Black, PVD Brushed Gold, PVD Polished Rose Gold
Indoor & outdoor
Limited Lifetime Warranty
Made in Italy

Codes/Standards







UL
CSA Enclosure Type 2
ADA Compliant



[Online Specification Page](#)

Tap Accessories

Ideal Tap Hole Cover

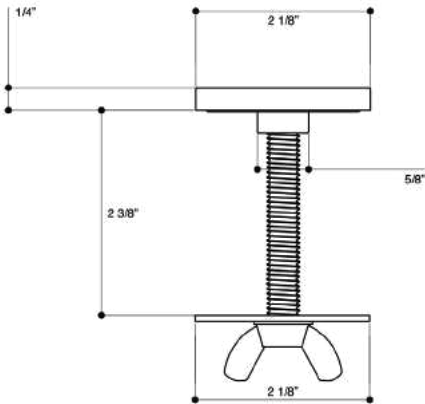
IHC-1-PSS	IHC-1-MSS	IHC-1-GSS	IHC-1-BSS	IHC-1-YSS	IHC-1-RSS
					
Polished Stainless Steel	Matte Stainless Steel	PVD Gun Metal Gray™ Stainless Steel	PVD Satin Black Stainless Steel	PVD Brushed Gold Stainless Steel Limited Edition	PVD Polished Rose Gold Stainless Steel Limited Edition

Specifications







Cover unused hole in sink or countertop
2 1/8" diameter covers standard size sink holes
Mounting hardware included for easy installation
Maximum counter thickness 2 1/4"

Construction

Solid 316L machined stainless steel construction
Available in Polished, Matte, PVD Gun Metal Gray™, PVD Satin Black, PVD Brushed Gold, PVD Polished Rose Gold
Indoor & outdoor
Limited Lifetime Warranty
Made in Italy



Ideal Air Gap

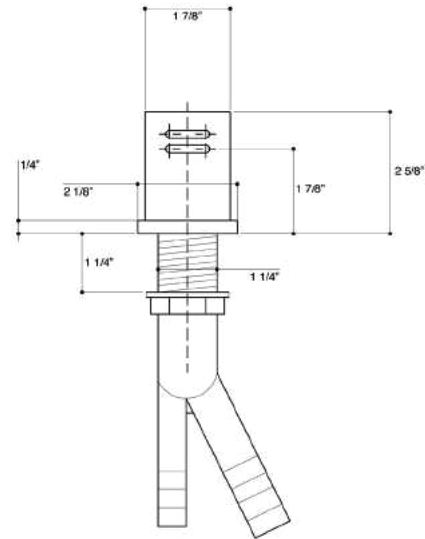
IAG-1-PSS	IAG-1-MSS	IAG-1-GSS	IAG-1-BSS	IAG-1-YSS	IAG-1-RSS
					
Polished Stainless Steel	Matte Stainless Steel	PVD Gun Metal Gray™ Stainless Steel	PVD Satin Black Stainless Steel	PVD Brushed Gold Stainless Steel Limited Edition	PVD Polished Rose Gold Stainless Steel Limited Edition

Specifications

Single port dishwasher air gap
Prevents dishwasher back-flow and dirt buildup
Included air gap rough
Maximum counter thickness 1 1/4"
Minimum install hole diameter 1 3/8"

Construction

Solid 316L machined stainless steel construction
Available in Polished, Matte, PVD Gun Metal Gray™, PVD Satin Black, PVD Brushed Gold, PVD Polished Rose Gold
Indoor & outdoor
Limited Lifetime Warranty
Made in Italy

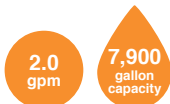
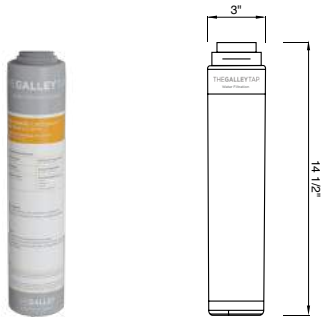


[Online Specification Page](#)

Water Filtration System

IWF-79-HF

RFC-79-HF



Features & Benefits

High flow, high capacity, commercial quality water filtration system manufactured with a proprietary fibercarbon block
Increases clarity of your drinking water
Improves taste and reduces odors
Certified for reduction of lead, chlorine, cysts, particulate class I and other contaminants
Hybrid material with powder activated and fiber carbons
Limited polymer binder used creating more active pores for higher absorption capacity
Filtration removes particles from 0.5 micron in size
Helps to protect Taps
Retains vital minerals

Specifications

Service flow rate 2.0 gpm
Rated capacity 7,900 gallons
Operating pressure 10 - 125 psi
Operating temperature 35 - 100°F
Overall dimensions 16 7/8" L x 4 1/8" D
Quick twist-lock cartridge replacement
Internal parts never exposed to human handling
Filtration protects capital equipment from early breakdown
Installs vertically (allow 2 1/2" clearance)
Install in cold water supply only
Use with Ideal Tap, BarTap® and Hot & Cold Tap

Included Contents

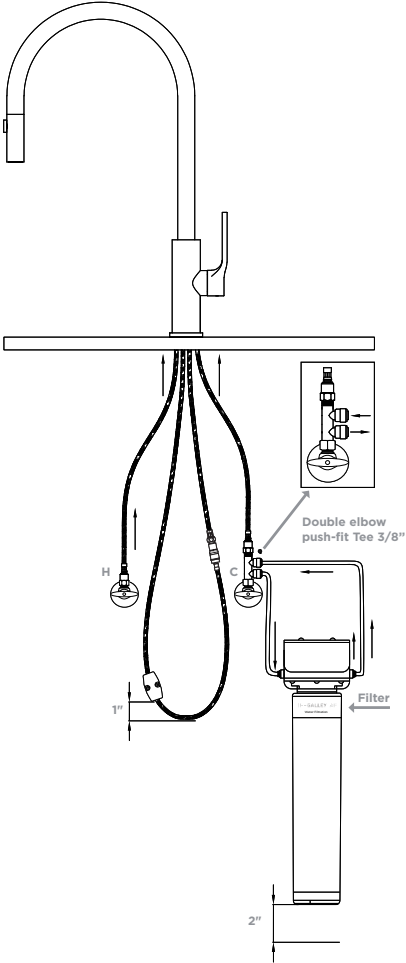
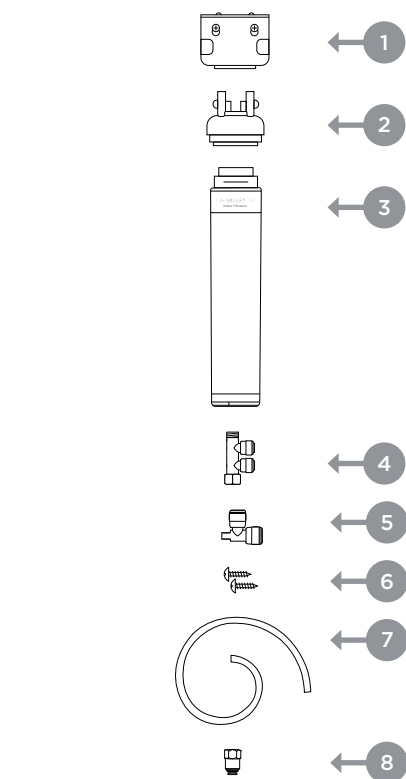
- 1 - Mounting Bracket
- 2 - System Head
- 3 - RFC-79-HF Filter
- 4 - 3/8" Double Elbow Tee
- 5 - John Guest Stem Push-fit Tee
- 6 - Mounting Screws
- 7 - 10' (120") x 3/8" Plastic Tubing
- 8 - Connector Push-fit Fitting 3/8" x 3/8"

Construction

Lasts up to 12 months dependent upon water quality and amount of water filtered

Codes/Standards

IWF-79-HF tested and certified by IAPMO R&T and IAPMO R&T Lab against CSA B483.1; against NSF/ANSI 42 for the reduction of chlorine, taste and odor and particulate class I; against NSF/ANSI 53 for the reduction of cyst and lead; against NSF/ANSI 372 for low lead compliance; as verified and substantiated by test data California compliant



Ideal HydroStation™ with Graphite Wood Composite HydroPlate, Polished Stainless Steel Hot & Cold Tap

Use & Care

Stainless Steel Basin:

For everyday cleaning, we recommend cleaning the Galley basin with citrine® Stainless Steel Clean + Polish. This will restore the luster and keep the tiers sleek to allow the Tools to glide freely. On behalf of the cabinet(s) beneath the Galley Workstation, we highly recommend that you do not put ice directly in the Basin for an extended period of time. Doing so may result in condensation on the exterior of the Basin, therefore causing potential damage to the interior of the cabinets.

Graphite Wood Composite Tools:

The Graphite Tools can be cleaned in the dishwasher. For surface marks and light scratches use a Maroon Scotch-Brite® pad to lightly buff the surface. Using a microfiber towel, apply citrine® Wood Condition + Protect to the whole surface of the Tool. The area affected will be lighter in appearance with the original patina returning over time. Graphite Wood Composite is heat-resistant up to 350°F degrees. This product should only be used for preparing and serving food and never placed on or in any stove top, oven or grill.

Resin Tools:

Resin Tools can be cleaned in the dishwasher. Designer White Resin only: Spray bleach directly onto the boards to remove heavy stains. Let sit for 15-20 minutes or until stains dissolve. Wash thoroughly with soap and water. Resin Tools are heat-resistant to 180°F degrees.

Bamboo and Walnut Tools:

Once a month use the enclosed citrine® Wood Condition + Protect to condition the wood followed by citrine® Conditioning Balm to keep your Culinary Tools fresh and vibrant. This will help prevent splitting, and give the Bamboo and Walnut a nice, burnished look while maintaining the cleanliness of the cutting surface. For cleaning after use, hand wash with soap and water. Be sure to let wood dry completely. From time to time, as with any cutting board, you may notice vegetable stains settling into the board. This is normal and is not a health concern but can diminish the beauty of the wood. For stains, scrub coarse salt over the surface of the board with a sponge, then rinse and dry. On rare occasions, odors can also ingrain themselves in the wood. You can resolve this by rubbing a simple paste of baking soda and water over the board occasionally before rinsing and drying. If water is left pooled on the wood, it can cause discoloration. It is important to keep all areas dry after use. Proper care and cleaning of your Bamboo and Walnut Tools will ensure they last for years to come.

Wash Tools:

Copolyester Wash Bowl and Wash Caddy: Hand wash thoroughly with soap and water.

Salt Water Environments:

316L stainless is suitable for outdoor applications. The best way to protect stainless steel is to clean it frequently. If salt has time to establish itself on the surface, the effects of the chemical reaction will soon become visible. In salt air environments, we recommend cleaning the stainless steel surface at least every two weeks to keep your basin and Tap(s) in prime condition.

How To Restore the Original Luster of Your Galley:

For any questions please contact The Galley Headquarters at 800.375.4255 or customercare@thegalley.com.

Use & Care

Chef's Block:

Your new Chef's Block has already been oiled with our citrine® Wood Condition + Protect, (food-safe, of course!), so you can start enjoying it right out of the box.

For the best long-term life: We recommend for the first couple of weeks that you oil your Chef's Block 2 or 3 more times. This will help build up its resistance to moisture and strengthen the wood for a long, healthy life. After that, a quick application every couple of months should suffice.

For simple cleaning: Hand wash using warm water with dish soap and a damp sponge or cloth. Allow your Chef's Block to dry thoroughly before the next use. The wood should never be fully submerged in water or placed in the dishwasher. If your Chef's Block ever smells less than fresh, you can simply rub a paste of baking soda and water over the board before rinsing and drying.

citrine®



CIT-09-SS-C

stainless steel clean + polish

Clean and restore the shine and luster of your Galley Workstation or any stainless steel surface with citrine. stainless steel clean + polish. A gentle and food-safe liquid cleaner and polisher that removes debris and tarnish as well as protects the cleaned surface.

Ingredients

<5% Anionic Surfactants, <5% Non-Ionic Surfactants, <5% Phosphates. Contains Preservation Agents. Other Ingredients: Auxiliary Agents, Perfumes.

Codes/Standards

NSF



CIT-09-WD-C

wood condition + protect

Condition and protect your Galley Natural Golden Bamboo or American Black Walnut Culinary Tools or any wooden surface with citrine. wood condition + protect. A unique blend of mineral oil, vitamin e, and beeswax moisturizes and preserves the natural beauty of the wood.

Ingredients

Mineral Oil, Vitamin E, Beeswax

Codes/Standards

NSF

Natural earth friendly



CIT-04-WD-B

wood finishing balm

Take the extra step to protect your wood products, use our citrine. wood finishing balm after citrine. wood condition + protect is applied. This natural, food-safe balm provides long-lasting protection and helps maximize sanitization.

Change the way your kitchen works



Ideal Workstation 5S, Ideal WashStation™ 3S with 12" DryDock®, and Ideal BarStation, 2 with American Black Walnut Kits, PVD Brushed Gold Stainless Steel Taps, BarTap®, Hot & Cold Tap, Pot Filler Tap, Soap Dispensers, and Deck Switches

- Prepare zone

Workstation, refrigeration drawers and waste bins centrally located in island
- Entertain zone

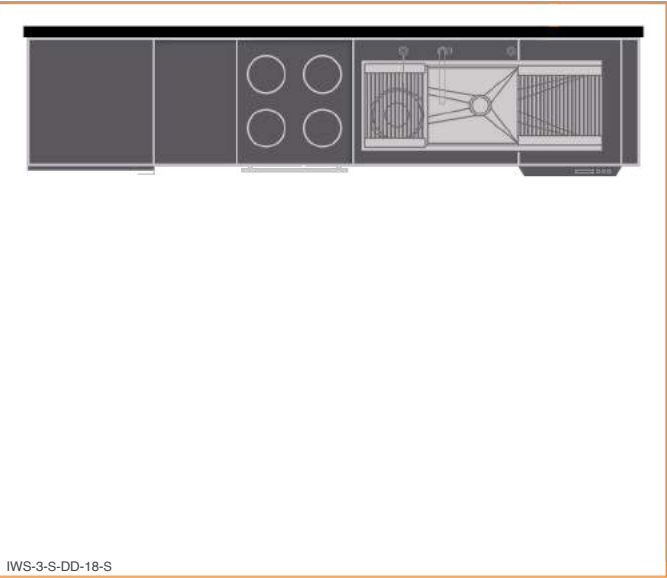
Serve and entertain in the Galley Workstation and BarStation.
- Cook zone

Cooktop located next to Workstation and Taps with ovens nearby
- Clean zone

Cleaning station with dishwashers behind the primary WashStation™

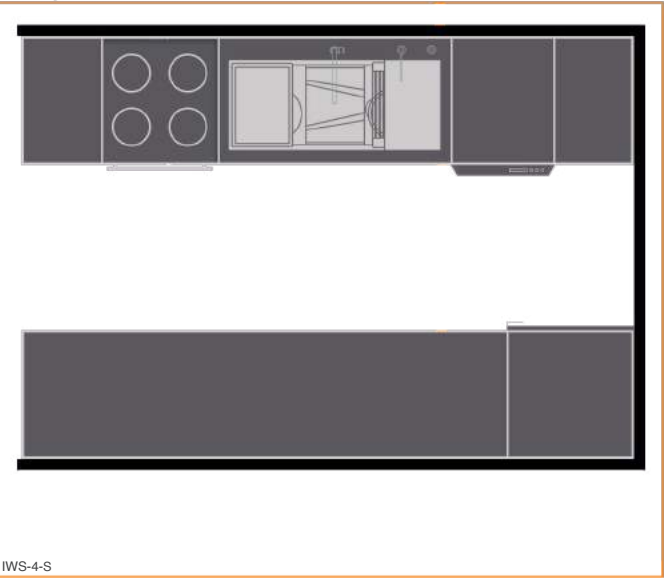
Kitchen layout types

One wall



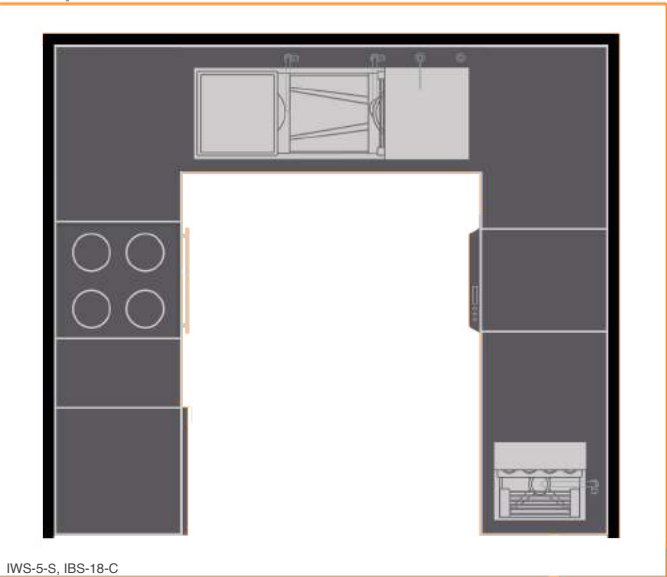
IWS-3-S-DD-18-S

Galley



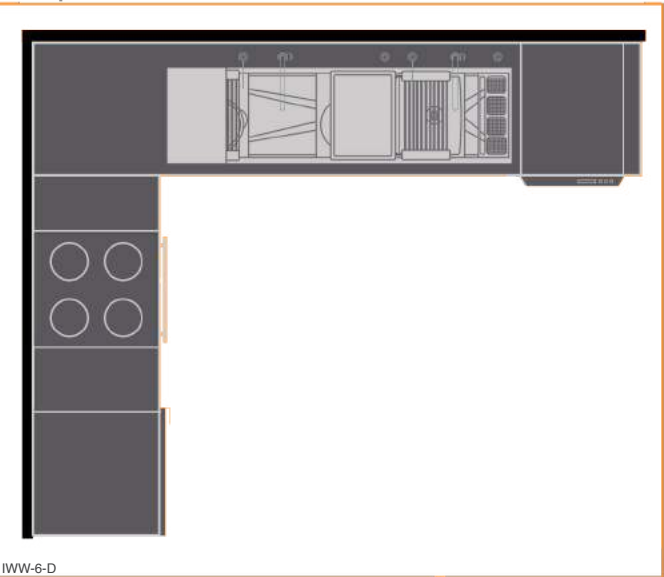
IWS-4-S

U-shape



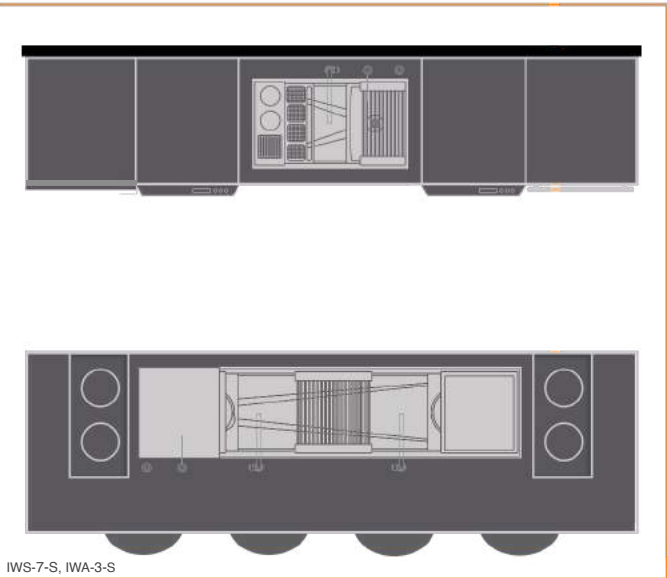
IWS-5-S, IBS-18-C

L-shape



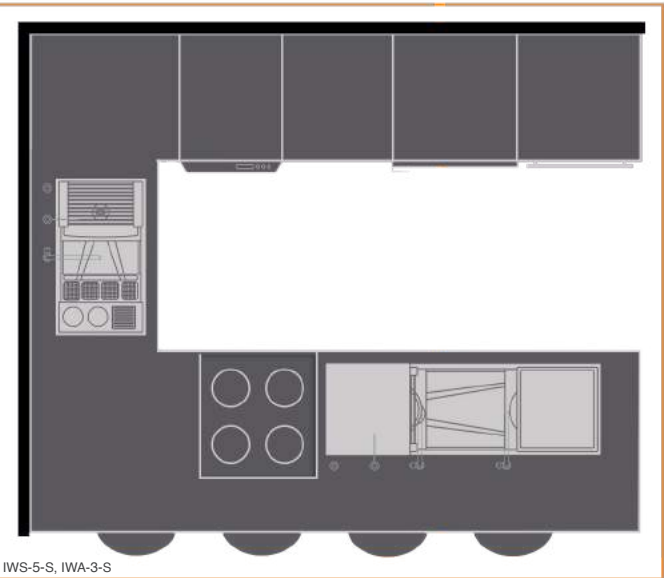
IWW-6-D

Island



IWS-7-S, IWA-3-S

Peninsula



IWS-5-S, IWA-3-S

The Galley Workstation Limited Lifetime Warranty

1. Galley Workstation Limited Lifetime Warranty – Seller provides a Limited Lifetime Warranty. Seller warrants its stainless steel sink, installed in a residential application, to be free from manufacturing defects in materials and workmanship under normal residential usage. This Limited Lifetime Warranty is subject to the warranty conditions and limitations as set forth below.

2. Warranty Conditions and Limitations – Seller’s warranty is non-transferable and is strictly limited to products correctly installed using our installation instructions and used in a residential environment. This warranty is limited to defects or damages resulting from normal residential use and does not cover surface corrosion, (chemical or natural, including exposure to salt air, sea spray, acid rain, or environmental chemicals), scuffs or scratches, misuse, abnormal or abusive use, dents, deformations caused by the impact of any object, improper installation, care and/or maintenance, commercial use, environmental factors causing damage, shipping or freight damage, or common signs of normal wear and tear, (scratching, staining and alkaline etching of the finish over time due to use, cleaning practices or water or atmospheric conditions, are not manufacturing defects but are indicative of normal wear and tear however, these symptoms are easy to remedy). This limited warranty is null and void if the Product has been repaired, altered, or modified other than by Seller or under Seller’s supervision. The Seller is not responsible for labor charges, installation or other incidental or consequential costs. In no event shall the liability of Seller exceed the purchase price of the product. If the product is installed outside of North America, Seller warrants product to be free from defects in material and workmanship for one (1) year from the date the product is installed, with all other terms of this warranty applying except duration. If the product has not been purchased from Seller or from an Authorized Dealer or Distributor of the Seller, this warranty is null and void.

3. Culinary Tools – The Culinary Tools are not covered under warranty. If a defect is found in normal residential use, Seller will, at its election, repair, replace or make appropriate adjustment. All items made of Natural Golden Bamboo or American Black Walnut should not have prolonged exposure to direct sunlight or be stored outdoors.

4. Care and Maintenance – For care and maintenance instructions of all Galley products, please refer to the Use and Care section on thegalley.com.

5. Warranty Claims – These warranties are in effect for Seller’s Products purchased on January 1st, 2015 and thereafter. For warranty claims, please contact your Authorized Galley Dealer, or you may write to:

The Galley, LLC.
Attn: Warranty Claims
12626 South Memorial Drive
Bixby, OK 74008

Please include the original receipt with a description of the problem, model number, store, date of purchase, your name, address, and telephone number.

The Galley Tap Limited Lifetime Warranty

1. Galley Tap Limited Lifetime Mechanical Warranty – Seller provides a Limited Lifetime Mechanical Warranty. Seller warrants its products, installed in a residential application, to be free from manufacturing defects in materials and workmanship under normal usage for the useful life of the product. This Limited Lifetime Mechanical Warranty is subject to the warranty conditions and limitations as set forth below.

2. Galley Tap Limited Lifetime Finish Warranty – Seller provides a Limited Lifetime Finish Warranty. For the following Finishes: Polished Stainless Steel, Matte Stainless Steel, PVD Satin Black Stainless Steel, PVD Gun Metal Gray™ Stainless Steel, PVD Polished Rose Gold Stainless Steel and PVD Brushed Gold Stainless Steel, seller warrants its finishes, installed in a residential application, to be free from manufacturing defects in materials or workmanship for the useful life of the product. Please refer to the Seller’s Care Instructions for the proper maintenance of Seller’s finishes. This Limited Lifetime Finish Warranty is subject to the warranty conditions and limitations as set forth below.

3. Warranty Conditions and Limitations – Seller’s Mechanical and Finish warranties are non-transferable and are strictly limited to products correctly installed using our installation instructions and used in a residential environment. Mechanical or finish problems which result from abuse, misuse, improper installation, improper maintenance, (including not properly winterizing the Tap in outdoor installations), improper cleaning, proximity to bodies of saltwater, or accidental damage such as scuffs and scratches are not covered by this warranty. Seller does not assume liability for labor charges, removal and re-installation expenses, freight or postage charges, or injuries resulting from a defective product. This warranty does not allow recovery of incidental or consequential damages such as loss of use, property damage, or any other consequential damage and Seller accepts no liability for such damage. Seller does not assume any responsibility other than to repair or replace the defective part(s) after Seller, upon its examination, has determined the product to be defective and the defective part(s) are covered by the Limited Lifetime Warranty expressed in this warranty. Whether to repair or replace the product shall be at the sole election of the Seller. In no event shall the liability of The Galley exceed the purchase price of the Tap. The use of Plumber’s Putty will void this warranty. A non-corrosive epoxy silicone sealing compound may be used. Seller hereby disclaims all other warranties, expressed or implied, other than those set forth in this warranty. Some states do not allow the exclusion or limitation of incidental or consequential damages, so the above limitation or exclusion may not apply to you. This warranty gives you specific legal rights and you may also have other rights which vary from state to state.

4. Care and Maintenance – For care and maintenance instructions of all Galley products, please refer to the Use and Care section on thegalley.com.

5. Warranty Claims – These warranties are in effect for Seller’s Products purchased on January 1st, 2017 and thereafter. For warranty claims, please contact your Authorized Galley Dealer, or you may write to:

The Galley, LLC.
Attn: Warranty Claims
12626 South Memorial Drive
Bixby, OK 74008

Please include the original receipt with a description of the problem, model number, store, date of purchase, your name, address and telephone number.

The Galley Hot & Cold Tap Limited Lifetime Warranty

1. Galley Tap Limited Lifetime Mechanical Warranty – Seller provides a Limited Lifetime Mechanical Warranty. Seller warrants its products, installed in a residential application, to be free from manufacturing defects in materials and workmanship under normal usage for the useful life of the product. This Limited Lifetime Mechanical Warranty is subject to the warranty conditions and limitations as set forth below.

2. Galley Tap Limited Lifetime Finish Warranty – Seller provides a Limited Lifetime Finish Warranty. For the following Finishes: Polished Stainless Steel, Matte Stainless Steel, PVD Satin Black Stainless Steel, PVD Gun Metal Gray™ Stainless Steel, PVD Polished Rose Gold Stainless Steel and PVD Brushed Gold Stainless Steel, seller warrants its finishes, installed in a residential application, to be free from manufacturing defects in materials or workmanship for the useful life of the product. Please refer to the Seller’s Care Instructions for the proper maintenance of Seller’s finishes. This Limited Lifetime Finish Warranty is subject to the warranty conditions and limitations as set forth below.

3. Galley Ideal Hot Water Tank Five (5) Year Limited Mechanical Warranty – Seller provides a Limited Mechanical Warranty. Seller warrants its Ideal Hot Water Tank, installed in a residential application using our installation instructions to be free from manufacturing defects in materials and workmanship under normal usage for a period of five (5) years from the date of purchase. Seller strongly recommends that a certified high flow water filtration unit be installed with the Hot Water Tank as unfiltered water with impurities can clog the dispenser and void the warranty. This Limited Mechanical Warranty is subject to the warranty conditions and limitations as set forth below.

4. Warranty Conditions and Limitations – Seller’s Mechanical and Finish warranties are non-transferable and are strictly limited to products correctly installed using our installation instructions and used in a residential environment. Using a different Hot Tank with The Galley Hot and Cold Tap other than the Galley Ideal Hot Water Tank will void this warranty. Mechanical or finish problems which result from abuse, misuse, improper installation, improper maintenance, (including not properly winterizing the Tap in outdoor installations), improper cleaning, proximity to bodies of saltwater, or accidental damage such as scuffs and scratches are not covered by this warranty. Seller does not assume liability for labor charges, removal and reinstallation expenses, freight or postage charges, or injuries resulting from a defective product. This warranty does not allow recovery of incidental or consequential damages such as loss of use, property damage, or any other consequential damage and Seller accepts no liability for such damage. Seller does not assume any responsibility other than to repair or replace the defective part(s) after Seller, upon its examination, has determined the product to be defective and the defective part(s) are covered by the Limited Lifetime Warranty and Limited Warranty expressed in this warranty. Whether to repair or replace the product shall be at the sole election of the Seller. In no event shall the liability of The Galley exceed the purchase price of the Tap or Hot Water Tank. The use of Plumber’s Putty will void this warranty. A non-corrosive epoxy silicone sealing compound may be used. Seller hereby disclaims all other warranties, expressed or implied, other than those set forth in this warranty. Some states do not allow the exclusion or limitation of incidental or consequential damages, so the above limitation or exclusion may not apply to you. This warranty gives you specific legal rights and you may also have other rights which vary from state to state.

5. Warranty Claims – These warranties are in effect for Seller’s Products purchased on January 1st, 2019 and thereafter. For warranty claims, please contact your Authorized Galley Dealer, or you may write to:

The Galley, LLC.
Attn: Warranty Claims
12626 South Memorial Drive
Bixby, OK 74008

Please include the original receipt with a description of the problem, model number, store, date of purchase, your name, address and telephone number.

The Galley Water Filtration System Limited Lifetime Warranty

1. Galley Water Filtration One (1) Year Limited Mechanical Warranty – Seller provides a Limited Mechanical Warranty for the complete Filtration System (including the cartridge). Seller warrants its Filtration System, installed in a residential application using our installation instructions, to be free from manufacturing defects in materials and workmanship under normal usage for a period of one (1) year from the date of purchase. Defects must be reported to Seller within the warranty period. Seller strongly recommends that a new cartridge be installed every six (6) months for maximum results. Cartridge must be replaced every 12 months maximum. This Limited Mechanical Warranty is subject to the warranty conditions and limitations as set forth below.

2. Warranty Conditions and Limitations – Seller’s Mechanical warranties are non-transferable and are strictly limited to products correctly installed using our installation instructions and used in a residential environment. Mechanical problems which result from abuse, misuse, improper installation, improper maintenance, (including not properly winterizing the Tap and Filtration System in outdoor installations), improper cleaning, proximity to bodies of saltwater, accidental damage such as scuffs and scratches, or noncompliance with applicable codes and ordinances are not covered by this warranty. Seller does not assume liability for labor charges, removal and reinstallation expenses, freight or postage charges, or injuries resulting from a defective product. This warranty does not allow recovery of incidental or consequential damages caused by accident, fire, flood, excessive head or cold, Acts of God, misuse, or misapplication that result in loss of use, property damage, or any other consequential damage and Seller accepts no liability for such damage. Seller does not assume any responsibility other than to repair or replace the defective part(s) after Seller, upon its examination, has determined the product to be defective and the defective part(s) are covered by the Limited Lifetime Warranty and Limited Warranty expressed in this warranty. The cost of installation and labor to install warranted parts, including trip charges, are not covered by this warranty unless Seller has approved in writing. Whether to repair or replace the product shall be at the sole election of the Seller. In no event shall the liability of The Galley exceed the purchase price of the Tap or Filtration System. Seller hereby disclaims all other warranties, expressed or implied, other than those set forth in this warranty. Some states do not allow the exclusion or limitation of incidental or consequential damages, so the above limitation or exclusion may not apply to you. This warranty gives you specific legal rights and you may also have other rights which vary from state to state.

3. Warranty Claims – For claims covered by the Limited Warranty of The Water Filtration System, the defective part or the product must be returned to us immediately after discovery of the material defect and not to exceed the warranty period set forth above. The part or product must be returned to the original point of shipment, freight prepaid, along with the Returns Good Authorization form. Seller is not responsible for any cost of shipping or transportation incurred in connection with the return of the part or product. Returning the part or product in a way that does not ensure integrity of the part or product during shipment may result in a voided warranty.

These warranties are in effect for Seller’s Products purchased on January 1st, 2019 and thereafter. For warranty claims, please contact your Authorized Galley Dealer, or you may write to:

The Galley, LLC.
Attn: Warranty Claims
12626 South Memorial Drive
Bixby, OK 74008

Please include the original receipt with a description of the problem, model number, store, date of purchase, your name, address and telephone number.

Product Index

Sorted by product category

Work&WashStations™

Product code	Description
CKT-17-BA	Culinary Kit including Eight Tools for IWW 7D in Natural Golden Bamboo
CKT-17-GR	Culinary Kit including Eight Tools for IWW 7D in Exclusive Gray Resin
CKT-17-GT	Culinary Kit including Eight Tools for IWW 7D in Graphite Wood Composite
CKT-17-WA	Culinary Kit including Eight Tools for IWW 7D in American Black Walnut
CKT-17-WH	Culinary Kit including Eight Tools for IWW 7D in Designer White Resin
IWW-4-D-BA	Ideal Work&WashStation™ 4D with Five Tool Culinary Kit and Four Tool Wash Kit in Natural Golden Bamboo / Exclusive Gray Resin+
IWW-4-D-GR	Ideal Work&WashStation™ 4D with Five Tool Culinary Kit and Four Tool Wash Kit in Exclusive Gray Resin / Resin+
IWW-4-D-GT	Ideal Work&WashStation™ 4D with Five Tool Culinary Kit and Four Tool Wash Kit in Graphite Wood Composite / Graphite Resin+
IWW-4-D-WA	Ideal Work&WashStation™ 4D with Five Tool Culinary Kit and Four Tool Wash Kit in American Black Walnut / Graphite Resin+
IWW-4-D-WH	Ideal Work&WashStation™ 4D with Five Tool Culinary Kit and Four Tool Wash Kit in Designer White Resin / Resin+
IWW-5-D-BA	Ideal Work&WashStation™ 5D with Five Tool Culinary Kit and Four Tool Wash Kit in Natural Golden Bamboo / Exclusive Gray Resin+
IWW-5-D-GR	Ideal Work&WashStation™ 5D with Five Tool Culinary Kit and Four Tool Wash Kit in Exclusive Gray Resin / Resin+
IWW-5-D-GT	Ideal Work&WashStation™ 5D with Five Tool Culinary Kit and Four Tool Wash Kit in Graphite Wood Composite / Graphite Resin+
IWW-5-D-WA	Ideal Work&WashStation™ 5D with Five Tool Culinary Kit and Four Tool Wash Kit in American Black Walnut / Graphite Resin+
IWW-5-D-WH	Ideal Work&WashStation™ 5D with Five Tool Culinary Kit and Four Tool Wash Kit in Designer White Resin / Resin+
IWW-6-D-BA	Ideal Work&WashStation™ 6D with Five Tool Culinary Kit and Four Tool Wash Kit in Natural Golden Bamboo / Exclusive Gray Resin+
IWW-6-D-GR	Ideal Work&WashStation™ 6D with Five Tool Culinary Kit and Four Tool Wash Kit in Exclusive Gray Resin / Resin+
IWW-6-D-GT	Ideal Work&WashStation™ 6D with Five Tool Culinary Kit and Four Tool Wash Kit in Graphite Wood Composite / Graphite Resin+
IWW-6-D-WA	Ideal Work&WashStation™ 6D with Five Tool Culinary Kit and Four Tool Wash Kit in American Black Walnut / Graphite Resin+
IWW-6-D-WH	Ideal Work&WashStation™ 6D with Five Tool Culinary Kit and Four Tool Wash Kit in Designer White Resin / Resin+
IWW-7-D-BA	Ideal Work&WashStation™ 7D with Eight Tool Culinary Kit and Four Tool Wash Kit in Natural Golden Bamboo / Exclusive Gray Resin+
IWW-7-D-GR	Ideal Work&WashStation™ 7D with Eight Tool Culinary Kit and Four Tool Wash Kit in Exclusive Gray Resin / Resin+
IWW-7-D-GT	Ideal Work&WashStation™ 7D with Eight Tool Culinary Kit and Four Tool Wash Kit in Graphite Wood Composite / Graphite Resin+
IWW-7-D-WA	Ideal Work&WashStation™ 7D with Eight Tool Culinary Kit and Four Tool Wash Kit in American Black Walnut / Graphite Resin+
IWW-7-D-WH	Ideal Work&WashStation™ 7D with Eight Tool Culinary Kit and Four Tool Wash Kit in Designer White Resin / Resin+
KSO-4-D-SS	Basin Portion of IWW 4D in Angel Finish 316L Stainless Steel
KSO-5-D-SS	Basin Portion of IWW 5D in Angel Finish 316L Stainless Steel
KSO-6-D-SS	Basin Portion of IWW 6D in Angel Finish 316L Stainless Steel
KSO-7-D-SS	Basin Portion of IWW 7D in Angel Finish 316L Stainless Steel
WKT-4T-BA	Wash Kit including Four Tools for IWW 4D, 5D, 6D, 7D in Natural Golden Bamboo / Exclusive Gray Resin+
WKT-4T-GR	Wash Kit including Four Tools for IWW 4D, 5D, 6D, 7D in Exclusive Gray Resin+
WKT-4T-GT	Wash Kit including Four Tools for IWW 4D, 5D, 6D, 7D in Graphite Wood Composite / Graphite Resin+
WKT-4T-WA	Wash Kit including Four Tools for IWW 4D, 5D, 6D, 7D in American Black Walnut / Graphite Resin+
WKT-4T-WH	Wash Kit including Four Tools for IWW 4D, 5D, 6D, 7D in Designer White Resin+

BarStations.

Product code	Description
BKT-3T-BA	Bar Kit including Three Tools for IBS 18C, 2C in Natural Golden Bamboo
BKT-3T-GR	Bar Kit including Three Tools for IBS 18C, 2C in Exclusive Gray Resin
BKT-3T-GT	Bar Kit including Three Tools for IBS 18C, 2C in Graphite Wood Composite
BKT-3T-WA	Bar Kit including Three Tools for IBS 18C, 2C in American Black Walnut
BKT-3T-WH	Bar Kit including Three Tools for IBS 18C, 2C in Designer White Resin
IBS-18-C-BA	Ideal BarStation. 18 with Three Tool Bar Kit in Natural Golden Bamboo
IBS-18-C-GR	Ideal BarStation. 18 with Three Tool Bar Kit in Exclusive Gray Resin
IBS-18-C-GT	Ideal BarStation. 18 with Three Tool Bar Kit in Graphite Wood Composite
IBS-18-C-WA	Ideal BarStation. 18 with Three Tool Bar Kit in American Black Walnut
IBS-18-C-WH	Ideal BarStation. 18 with Three Tool Bar Kit in Designer White Resin
IBS-2-C-BA	Ideal BarStation. 2 with Three Tool Bar Kit in Natural Golden Bamboo
IBS-2-C-GR	Ideal BarStation. 2 with Three Tool Bar Kit in Exclusive Gray Resin
IBS-2-C-GT	Ideal BarStation. 2 with Three Tool Bar Kit in Graphite Wood Composite
IBS-2-C-WA	Ideal BarStation. 2 with Three Tool Bar Kit in American Black Walnut
IBS-2-C-WH	Ideal BarStation. 2 with Three Tool Bar Kit in Designer White Resin
KSO-18-C-SS	Basin Portion of IBS 18C in Angel Finish 316L Stainless Steel
KSO-2-C-SS	Basin Portion of IBS 2C in Angel Finish 316L Stainless Steel

HydroStation™

Product code	Description
HP-7X7-BA	HydroPlate 7" x 7" with Wedge Wire Grate 4" x 4" in Natural Golden Bamboo
HP-7X7-GR	HydroPlate 7" x 7" with Wedge Wire Grate 4" x 4" in Exclusive Gray Resin
HP-7X7-GT	HydroPlate 7" x 7" with Wedge Wire Grate 4" x 4" in Graphite Wood Composite
HP-7X7-WA	HydroPlate 7" x 7" with Wedge Wire Grate 4" x 4" in American Black Walnut
HP-7X7-WH	HydroPlate 7" x 7" with Wedge Wire Grate 4" x 4" in Designer White Resin
HSO-1-V-SS	Basin Portion of IHS in Angel Finish 316L Stainless Steel
IHS-1-V-BA	Ideal HydroStation™ with HydroPlate in Natural Golden Bamboo
IHS-1-V-GR	Ideal HydroStation™ with HydroPlate in Exclusive Gray Resin
IHS-1-V-GT	Ideal HydroStation™ with HydroPlate in Graphite Wood Composite
IHS-1-V-WA	Ideal HydroStation™ with HydroPlate in American Black Walnut
IHS-1-V-WH	Ideal HydroStation™ with HydroPlate in Designer White Resin

DryDock.

Product code	Description
CKT-12-BA	Culinary Kit including Five Tools for IWS + DryDock in Natural Golden Bamboo
CKT-12-GR	Culinary Kit including Five Tools for IWS + DryDock in Exclusive Gray Resin
CKT-12-GT	Culinary Kit including Five Tools for IWS + DryDock in Graphite Wood Composite
CKT-12-WA	Culinary Kit including Five Tools for IWS + DryDock in American Black Walnut

Product Index

Sorted by product category

DryDock.

Product code	Description
CKT-12-WH	Culinary Kit including Five Tools for IWS + DryDock in Designer White Resin
DD-12-S-BA	DryDock. 12" Drain Side with Lower Tier Drying Rack in Natural Golden Bamboo
DD-12-S-GR	DryDock. 12" Drain Side with Lower Tier Drying Rack in Exclusive Gray Resin
DD-12-S-GT	DryDock. 12" Drain Side with Lower Tier Drying Rack in Graphite Wood Composite
DD-12-S-WA	DryDock. 12" Drain Side with Lower Tier Drying Rack in American Black Walnut
DD-12-S-WH	DryDock. 12" Drain Side with Lower Tier Drying Rack in Designer White Resin
DD-12-N-BA	DryDock. 12" Non-drain Side with Lower Tier Drying Rack in Natural Golden Bamboo
DD-12-N-GR	DryDock. 12" Non-drain Side with Lower Tier Drying Rack in Exclusive Gray Resin
DD-12-N-GT	DryDock. 12" Non-drain Side with Lower Tier Drying Rack in Graphite Wood Composite
DD-12-N-WA	DryDock. 12" Non-drain Side with Lower Tier Drying Rack in American Black Walnut
DD-12-N-WH	DryDock. 12" Non-drain Side with Lower Tier Drying Rack in Designer White Resin
DD-12-C-BA	DryDock. 12" Center Drain with Lower Tier Drying Rack in Natural Golden Bamboo
DD-12-C-GR	DryDock. 12" Center Drain with Lower Tier Drying Rack in Exclusive Gray Resin
DD-12-C-GT	DryDock. 12" Center Drain with Lower Tier Drying Rack in Graphite Wood Composite
DD-12-C-WA	DryDock. 12" Center Drain with Lower Tier Drying Rack in American Black Walnut
DD-12-C-WH	DryDock. 12" Center Drain with Lower Tier Drying Rack in Designer White Resin
DD-18-S-BA	DryDock. 18" Drain Side with Dual Tier Drying Rack in Natural Golden Bamboo
DD-18-S-GR	DryDock. 18" Drain Side with Dual Tier Drying Rack in Exclusive Gray Resin
DD-18-S-GT	DryDock. 18" Drain Side with Dual Tier Drying Rack in Graphite Wood Composite
DD-18-S-WA	DryDock. 18" Drain Side with Dual Tier Drying Rack in American Black Walnut
DD-18-S-WH	DryDock. 18" Drain Side with Dual Tier Drying Rack in Designer White Resin
DD-18-N-BA	DryDock. 18" Non-drain Side with Dual Tier Drying Rack in Natural Golden Bamboo
DD-18-N-GR	DryDock. 18" Non-drain Side with Dual Tier Drying Rack in Exclusive Gray Resin
DD-18-N-GT	DryDock. 18" Non-drain Side with Dual Tier Drying Rack in Graphite Wood Composite
DD-18-N-WA	DryDock. 18" Non-drain Side with Dual Tier Drying Rack in American Black Walnut
DD-18-N-WH	DryDock. 18" Non-drain Side with Dual Tier Drying Rack in Designer White Resin
DD-18-C-BA	DryDock. 18" Center Drain with Dual Tier Drying Rack in Natural Golden Bamboo
DD-18-C-GR	DryDock. 18" Center Drain with Dual Tier Drying Rack in Exclusive Gray Resin
DD-18-C-GT	DryDock. 18" Center Drain with Dual Tier Drying Rack in Graphite Wood Composite
DD-18-C-WA	DryDock. 18" Center Drain with Dual Tier Drying Rack in American Black Walnut
DD-18-C-WH	DryDock. 18" Center Drain with Dual Tier Drying Rack in Designer White Resin
DR-12-L-BA	Lower Tier Drying Rack for DryDock. 12-1/4" x 17" in Natural Golden Bamboo
DR-12-L-GR	Lower Tier Drying Rack for DryDock. 12-1/4" x 17" in Exclusive Gray Resin
DR-12-L-GT	Lower Tier Drying Rack for DryDock. 12-1/4" x 17" in Graphite Wood Composite
DR-12-L-WA	Lower Tier Drying Rack for DryDock. 12-1/4" x 17" in American Black Walnut
DR-12-L-WH	Lower Tier Drying Rack for DryDock. 12-1/4" x 17" in Designer White Resin
DR-18-D-BA	Dual Tier Drying Rack for DryDock. 18" x 17" in Natural Golden Bamboo
DR-18-D-GR	Dual Tier Drying Rack for DryDock. 18" x 17" in Exclusive Gray Resin
DR-18-D-GT	Dual Tier Drying Rack for DryDock. 18" x 17" in Graphite Wood Composite
DR-18-D-WA	Dual Tier Drying Rack for DryDock. 18" x 17" in American Black Walnut
DR-18-D-WH	Dual Tier Drying Rack for DryDock. 18" x 17" in Designer White Resin
DS-12-S-SS	DryDock. 12" only - Drain Side
DS-18-S-SS	DryDock. 18" only - Drain Side
DS-12-N-SS	DryDock. 12" only - Non-drain Side
DS-18-N-SS	DryDock. 18" only - Non-drain Side
DS-12-C-SS	DryDock. 12" only - Center Drain
DS-18-C-SS	DryDock. 18" only - Center Drain
IWA-30-S-DD-12-S-BA	Ideal WashStation™ 30S + 12" DryDock. Drain Side, Four Tool Wash Kit, One DryDock Tool in Natural Golden Bamboo / Exclusive Gray Resin+
IWA-30-S-DD-12-S-GR	Ideal WashStation™ 30S + 12" DryDock. Drain Side, Four Tool Wash Kit, One DryDock Tool in Exclusive Gray Resin / Resin+
IWA-30-S-DD-12-S-GT	Ideal WashStation™ 30S + 12" DryDock. Drain Side, Four Tool Wash Kit, One DryDock Tool in Graphite Wood Composite / Graphite Resin+
IWA-30-S-DD-12-S-WA	Ideal WashStation™ 30S + 12" DryDock. Drain Side, Four Tool Wash Kit, One DryDock Tool in American Black Walnut / Graphite Resin+
IWA-30-S-DD-12-S-WH	Ideal WashStation™ 30S + 12" DryDock. Drain Side, Four Tool Wash Kit, One DryDock Tool in Designer White Resin / Resin+
IWA-30-S-DD-18-S-BA	Ideal WashStation™ 30S + 18" DryDock. Drain Side, Four Tool Wash Kit, One DryDock Tool in Natural Golden Bamboo / Exclusive Gray Resin+
IWA-30-S-DD-18-S-GR	Ideal WashStation™ 30S + 18" DryDock. Drain Side, Four Tool Wash Kit, One DryDock Tool in Exclusive Gray Resin / Resin+
IWA-30-S-DD-18-S-GT	Ideal WashStation™ 30S + 18" DryDock. Drain Side, Four Tool Wash Kit, One DryDock Tool in Graphite Wood Composite / Graphite Resin+
IWA-30-S-DD-18-S-WA	Ideal WashStation™ 30S + 18" DryDock. Drain Side, Four Tool Wash Kit, One DryDock Tool in American Black Walnut / Graphite Resin+
IWA-30-S-DD-18-S-WH	Ideal WashStation™ 30S + 18" DryDock. Drain Side, Four Tool Wash Kit, One DryDock Tool in Designer White Resin / Resin+
IWA-3-S-DD-12-S-BA	Ideal WashStation™ 3S + 12" DryDock. Drain Side, Four Tool Wash Kit, One DryDock Tool in Natural Golden Bamboo / Exclusive Gray Resin+
IWA-3-S-DD-12-S-GR	Ideal WashStation™ 3S + 12" DryDock. Drain Side, Four Tool Wash Kit, One DryDock Tool in Exclusive Gray Resin / Resin+
IWA-3-S-DD-12-S-GT	Ideal WashStation™ 3S + 12" DryDock. Drain Side, Four Tool Wash Kit, One DryDock Tool in Graphite Wood Composite / Graphite Resin+
IWA-3-S-DD-12-S-WA	Ideal WashStation™ 3S + 12" DryDock. Drain Side, Four Tool Wash Kit, One DryDock Tool in American Black Walnut / Graphite Resin+
IWA-3-S-DD-12-S-WH	Ideal WashStation™ 3S + 12" DryDock. Drain Side, Four Tool Wash Kit, One DryDock Tool in Designer White Resin / Resin+
IWA-3-S-DD-18-S-BA	Ideal WashStation™ 3S + 18" DryDock. Drain Side, Four Tool Wash Kit, One DryDock Tool in Natural Golden Bamboo / Exclusive Gray Resin+
IWA-3-S-DD-18-S-GR	Ideal WashStation™ 3S + 18" DryDock. Drain Side, Four Tool Wash Kit, One DryDock Tool in Exclusive Gray Resin / Resin+
IWA-3-S-DD-18-S-GT	Ideal WashStation™ 3S + 18" DryDock. Drain Side, Four Tool Wash Kit, One DryDock Tool in Graphite Wood Composite / Graphite Resin+
IWA-3-S-DD-18-S-WA	Ideal WashStation™ 3S + 18" DryDock. Drain Side, Four Tool Wash Kit, One DryDock Tool in American Black Walnut / Graphite Resin+
IWA-3-S-DD-18-S-WH	Ideal WashStation™ 3S + 18" DryDock. Drain Side, Four Tool Wash Kit, One DryDock Tool in Designer White Resin / Resin+
IWA-4-S-DD-12-S-BA	Ideal WashStation™ 4S + 12" DryDock. Drain Side, Four Tool Wash Kit, One DryDock Tool in Natural Golden Bamboo / Exclusive Gray Resin+
IWA-4-S-DD-12-S-GR	Ideal WashStation™ 4S + 12" DryDock. Drain Side, Four Tool Wash Kit, One DryDock Tool in Exclusive Gray Resin / Resin+
IWA-4-S-DD-12-S-GT	Ideal WashStation™ 4S + 12" DryDock. Drain Side, Four Tool Wash Kit, One DryDock Tool in Graphite Wood Composite / Graphite Resin+
IWA-4-S-DD-12-S-WA	Ideal WashStation™ 4S + 12" DryDock. Drain Side, Four Tool Wash Kit, One DryDock Tool in American Black Walnut / Graphite Resin+
IWA-4-S-DD-12-S-WH	Ideal WashStation™ 4S + 12" DryDock. Drain Side, Four Tool Wash Kit, One DryDock Tool in Designer White Resin / Resin+
IWA-4-S-DD-18-S-BA	Ideal WashStation™ 4S + 18" DryDock. Drain Side, Four Tool Wash Kit, One DryDock Tool in Natural Golden Bamboo / Exclusive Gray Resin+
IWA-4-S-DD-18-S-GR	Ideal WashStation™ 4S + 18" DryDock. Drain Side, Four Tool Wash Kit, One DryDock Tool in Exclusive Gray Resin / Resin+
IWA-4-S-DD-18-S-GT	Ideal WashStation™ 4S + 18" DryDock. Drain Side, Four Tool Wash Kit, One DryDock Tool in Graphite Wood Composite / Graphite Resin+

Product Index

Sorted by product category

Upper Deck Product code

UD-1-1P-GR	Upper Deck. One Piece Set for IHS in Exclusive Gray Resin
UD-12-I-GR	Upper Deck. 12" x 19" Section in Exclusive Gray Resin
UD-18-2P-GR	Upper Deck. Two Piece Set for IBS 18C in Exclusive Gray Resin
UD-18-I-GR	Upper Deck. 18" x 19" Section in Exclusive Gray Resin
UD-2-2P-GR	Upper Deck. Two Piece Set for IWS 2C, IWA 2C, IBS 2C in Exclusive Gray Resin
UD-20-C-I-GR	Upper Deck. 20" x 19" Section for Corner in Exclusive Gray Resin
UD-24-I-GR	Upper Deck. 24" x 19" Section in Exclusive Gray Resin
UD-30-12-3P-GR	Upper Deck. Three Piece Set for IWS 30S + DD12, IWA 30S + DD12 in Exclusive Gray Resin
UD-30-18-3P-GR	Upper Deck. Three Piece Set for IWS 30S + DD18, IWA 30S + DD18 in Exclusive Gray Resin
UD-30-2P-GR	Upper Deck. Two Piece Set for IWS 30S, IWA 30S in Exclusive Gray Resin
UD-3-12-3P-GR	Upper Deck. Three Piece Set for IWS 3S + DD12, IWA 3S + DD12 in Exclusive Gray Resin
UD-3-18-3P-GR	Upper Deck. Three Piece Set for IWS 3S + DD18, IWA 3S + DD18 in Exclusive Gray Resin
UD-3-2P-GR	Upper Deck. Two Piece Set for IWS 3S, IWA 3S in Exclusive Gray Resin
UD-4-12-3P-GR	Upper Deck. Three Piece Set for IWS 4S + DD12, IWA 4S + DD12 in Exclusive Gray Resin
UD-4-18-3P-GR	Upper Deck. Three Piece Set for IWS 4S + DD18, IWA 4S + DD18 in Exclusive Gray Resin
UD-4-2P-GR	Upper Deck. Two Piece Set for IWS 4S, IWA 4S, 4D, IWW 4D in Exclusive Gray Resin
UD-4X3-3P-GR	Upper Deck. Three Piece Set for IWS 3X4C, 4X3C, IWA 3X4C, 4X3C in Exclusive Gray Resin
UD-4X4-3P-GR	Upper Deck. Three Piece Set for IWS 4X4C, IWA 4X4C in Exclusive Gray Resin
UD-5-3P-GR	Upper Deck. Three Piece Set for IWS 5S, IWW 5D in Exclusive Gray Resin
UD-6-3P-GR	Upper Deck. Three Piece Set for IWS 6S, IWW 6D in Exclusive Gray Resin
UD-7-4P-GR	Upper Deck. Four Piece Set for IWS 7S, IWW 7D in Exclusive Gray Resin
UD-06-I-GT	Upper Deck. 6" x 19" Section in Graphite Wood Composite
UD-09-I-GT	Upper Deck. 9" x 19" Section in Graphite Wood Composite
UD-1-1P-GT	Upper Deck. One Piece Set for IHS in Graphite Wood Composite
UD-12-I-GT	Upper Deck. 12" x 19" Section in Graphite Wood Composite
UD-18-2P-GT	Upper Deck. Two Piece Set for IBS 18C in Graphite Wood Composite
UD-18-I-GT	Upper Deck. 18" x 19" Section in Graphite Wood Composite
UD-2-2P-GT	Upper Deck. Two Piece Set for IWS 2C, IWA 2C, IBS 2C in Graphite Wood Composite
UD-20-C-I-GT	Upper Deck. 20" x 19" Section for Corner in Graphite Wood Composite
UD-24-I-GT	Upper Deck. 24" x 19" Section in Graphite Wood Composite
UD-30-12-3P-GT	Upper Deck. Three Piece Set for IWS 30S + DD12, IWA 30S + DD12 in Graphite Wood Composite
UD-30-18-3P-GT	Upper Deck. Three Piece Set for IWS 30S + DD18, IWA 30S + DD18 in Graphite Wood Composite
UD-30-2P-GT	Upper Deck. Two Piece Set for IWS 30S, IWA 30S in Graphite Wood Composite
UD-3-12-3P-GT	Upper Deck. Three Piece Set for IWS 3S + DD12, IWA 3S + DD12 in Graphite Wood Composite
UD-3-18-3P-GT	Upper Deck. Three Piece Set for IWS 3S + DD18, IWA 3S + DD18 in Graphite Wood Composite
UD-3-2P-GT	Upper Deck. Two Piece Set for IWS 3S, IWA 3S in Graphite Wood Composite
UD-4-12-3P-GT	Upper Deck. Three Piece Set for IWS 4S + DD12, IWA 4S + DD12 in Graphite Wood Composite
UD-4-18-3P-GT	Upper Deck. Three Piece Set for IWS 4S + DD18, IWA 4S + DD18 in Graphite Wood Composite
UD-4-2P-GT	Upper Deck. Two Piece Set for IWS 4S, IWA 4S, 4D, IWW 4D in Graphite Wood Composite
UD-4X3-3P-GT	Upper Deck. Three Piece Set for IWS 3X4C, 4X3C, IWA 3X4C, 4X3C in Graphite Wood Composite
UD-4X4-3P-GT	Upper Deck. Three Piece Set for IWS 4X4C, IWA 4X4C in Graphite Wood Composite
UD-5-3P-GT	Upper Deck. Three Piece Set for IWS 5S, IWW 5D in Graphite Wood Composite
UD-6-3P-GT	Upper Deck. Three Piece Set for IWS 6S, IWW 6D in Graphite Wood Composite
UD-7-4P-GT	Upper Deck. Four Piece Set for IWS 7S, IWW 7D in Graphite Wood Composite
UD-06-I-WA	Upper Deck. 6" x 19" Section in American Black Walnut
UD-09-I-WA	Upper Deck. 9" x 19" Section in American Black Walnut
UD-1-1P-WA	Upper Deck. One Piece Set for IHS in American Black Walnut
UD-12-I-WA	Upper Deck. 12" x 19" Section in American Black Walnut
UD-18-2P-WA	Upper Deck. Two Piece Set for IBS 18C in American Black Walnut
UD-18-I-WA	Upper Deck. 18" x 19" Section in American Black Walnut
UD-2-2P-WA	Upper Deck. Two Piece Set for IWS 2C, IWA 2C, IBS 2C in American Black Walnut
UD-20-C-I-WA	Upper Deck. 20" x 19" Section for Corner in American Black Walnut
UD-24-I-WA	Upper Deck. 24" x 19" Section in American Black Walnut
UD-30-12-3P-WA	Upper Deck. Three Piece Set for IWS 30S + DD12, IWA 30S + DD12 in American Black Walnut
UD-30-18-3P-WA	Upper Deck. Three Piece Set for IWS 30S + DD18, IWA 30S + DD18 in American Black Walnut
UD-30-2P-WA	Upper Deck. Two Piece Set for IWS 30S, IWA 30S in American Black Walnut
UD-3-12-3P-WA	Upper Deck. Three Piece Set for IWS 3S + DD12, IWA 3S + DD12 in American Black Walnut
UD-3-18-3P-WA	Upper Deck. Three Piece Set for IWS 3S + DD18, IWA 3S + DD18 in American Black Walnut
UD-3-2P-WA	Upper Deck. Two Piece Set for IWS 3S, IWA 3S in American Black Walnut
UD-4-12-3P-WA	Upper Deck. Three Piece Set for IWS 4S + DD12, IWA 4S + DD12 in American Black Walnut
UD-4-18-3P-WA	Upper Deck. Three Piece Set for IWS 4S + DD18, IWA 4S + DD18 in American Black Walnut
UD-4-2P-WA	Upper Deck. Two Piece Set for IWS 4S, IWA 4S, 4D, IWW 4D in American Black Walnut
UD-4X3-3P-WA	Upper Deck. Three Piece Set for IWS 3X4C, 4X3C, IWA 3X4C, 4X3C in American Black Walnut
UD-4X4-3P-WA	Upper Deck. Three Piece Set for IWS 4X4C, IWA 4X4C in American Black Walnut
UD-5-3P-WA	Upper Deck. Three Piece Set for IWS 5S, IWW 5D in American Black Walnut
UD-6-3P-WA	Upper Deck. Three Piece Set for IWS 6S, IWW 6D in American Black Walnut
UD-7-4P-WA	Upper Deck. Four Piece Set for IWS 7S, IWW 7D in American Black Walnut
UD-06-I-WH	Upper Deck. 6" x 19" Section in Designer White Resin
UD-09-I-WH	Upper Deck. 9" x 19" Section in Designer White Resin
UD-1-1P-WH	Upper Deck. One Piece Set for IHS in Designer White Resin
UD-12-I-WH	Upper Deck. 12" x 19" Section in Designer White Resin
UD-18-2P-WH	Upper Deck. Two Piece Set for IBS 18C in Designer White Resin
UD-18-I-WH	Upper Deck. 18" x 19" Section in Designer White Resin
UD-2-2P-WH	Upper Deck. Two Piece Set for IWS 2C, IWA 2C, IBS 2C in Designer White Resin
UD-20-C-I-WH	Upper Deck. 20" x 19" Section for Corner in Designer White Resin

Description

Upper Deck Product code

UD-24-I-WH	Upper Deck. 24" x 19" Section in Designer White Resin
UD-30-12-3P-WH	Upper Deck. Three Piece Set for IWS 30S + DD12, IWA 30S + DD12 in Designer White Resin
UD-30-18-3P-WH	Upper Deck. Three Piece Set for IWS 30S + DD18, IWA 30S + DD18 in Designer White Resin
UD-30-2P-WH	Upper Deck. Two Piece Set for IWS 30S, IWA 30S in Designer White Resin
UD-3-12-3P-WH	Upper Deck. Three Piece Set for IWS 3S + DD12, IWA 3S + DD12 in Designer White Resin
UD-3-18-3P-WH	Upper Deck. Three Piece Set for IWS 3S + DD18, IWA 3S + DD18 in Designer White Resin
UD-3-2P-WH	Upper Deck. Two Piece Set for IWS 3S, IWA 3S in Designer White Resin
UD-4-12-3P-WH	Upper Deck. Three Piece Set for IWS 4S + DD12, IWA 4S + DD12 in Designer White Resin
UD-4-18-3P-WH	Upper Deck. Three Piece Set for IWS 4S + DD18, IWA 4S + DD18 in Designer White Resin
UD-4-2P-WH	Upper Deck. Two Piece Set for IWS 4S, IWA 4S, 4D, IWW 4D in Designer White Resin
UD-4X3-3P-WH	Upper Deck. Three Piece Set for IWS 3X4C, 4X3C, IWA 3X4C, 4X3C in Designer White Resin
UD-4X4-3P-WH	Upper Deck. Three Piece Set for IWS 4X4C, IWA 4X4C in Designer White Resin
UD-5-3P-WH	Upper Deck. Three Piece Set for IWS 5S, IWW 5D in Designer White Resin
UD-6-3P-WH	Upper Deck. Three Piece Set for IWS 6S, IWW 6D in Designer White Resin
UD-7-4P-WH	Upper Deck. Four Piece Set for IWS 7S, IWW 7D in Designer White Resin

Workstation Accessories

Product code

A-DRN-MSS	Automatic Strainer Basket 3-1/2" with Remote Pop-up Knob and 27-1/2" Cable in Matte Stainless Steel
A-DRN-PSS	Automatic Strainer Basket 3-1/2" with Remote Pop-up Knob and 27-1/2" Cable in Polished Stainless Steel
BG-05-N-SS	Bottom Grate Section 5-1/2" x 15-1/2" in Stainless Steel
BG-11-N-SS	Bottom Grate Section 11-1/2" x 15-1/2" for IWS 4S, 4X4C, 6S, IWA 4S, 4X4C, IWW 6D in Stainless Steel
BG-13-C-SS	Bottom Grate Section 13-1/2" x 15-1/2" for IBS 18C in Stainless Steel
BG-18-C-1-SS	Bottom Grate One Section Set for IBS 18C in Stainless Steel
BG-2-C-1-SS	Bottom Grate One Section Set for IWS 2C, IWA 2C, IBS 2C in Stainless Steel
BG-20-C-SS	Bottom Grate Section 20" x 15-1/2" for IWS 2C, IWA 2C, 4D, IWW 4D, 5D, 6D, 7D, IBS 2C in Stainless Steel
BG-23-N-SS	Bottom Grate Section 23-1/2" x 15-1/2" for IWS 5S, 6S, 7S, IWW 7D in Stainless Steel
BG-25-N-SS	Bottom Grate Section 25-1/2" x 15-1/2" for IWS 3X4C, 4X3C, 4X4C, IWA 3X4C, 4X3C, 4X4C in Stainless Steel
BG-25-S-SS	Bottom Grate Section 25-1/2" x 15-1/2" for IWS 30S, IWA 30S in Stainless Steel
BG-29-S-SS	Bottom Grate Section 29" x 15-1/2" for IWS 3X4C, 4X3C, 4X4C, IWA 3X4C, 4X3C, 4X4C in Stainless Steel
BG-30-S-1-SS	Bottom Grate One Section Set for IWS 30S, IWA 30S in Stainless Steel
BG-3-S-1-SS	Bottom Grate One Section Set for IWS 3S, IWA 3S in Stainless Steel
BG-31-S-SS	Bottom Grate Section 31-1/2" x 15-1/2" for IWS 3S, 4S, 5S, 6S, 7S, IWA 3S, 4S, IWW 5D, 6D, 7D in Stainless Steel
BG-4-D-2-SS	Bottom Grate Two Section Set for IWA 4D, IWW 4D in Stainless Steel
BG-4-S-2-SS	Bottom Grate Two Section Set for IWS 4S, IWA 4S in Stainless Steel
BG-4X3-C-2-SS	Bottom Grate Two Section Set for IWS 3X4C, 4X3C, IWA 3X4C, 4X3C in Stainless Steel
BG-4X4-C-3-SS	Bottom Grate Three Section Set for IWS 4X4C, IWA 4X4C in Stainless Steel
BG-5-D-2-SS	Bottom Grate Two Section Set for IWW 5D in Stainless Steel
BG-5-S-2-SS	Bottom Grate Two Section Set for IWS 5S in Stainless Steel
BG-6-D-3-SS	Bottom Grate Three Section Set for IWW 6D in Stainless Steel
BG-6-S-3-SS	Bottom Grate Three Section Set for IWS 6S in Stainless Steel
BG-7-D-3-SS	Bottom Grate Three Section Set for IWW 7D in Stainless Steel
BG-7-S-3-SS	Bottom Grate Three Section Set for IWS 7S in Stainless Steel
G-DRN-MSS	3-in-1 Garbage Disposal Flange with Strainer Basket 3-1/2" in Angel Finish Stainless Steel
H-DRN-MSS	HydroStation™ 2" Drain & Plate in Angel Finish Stainless Steel
M-DRN-MSS	Manual Strainer Basket 3-1/2" in Angel Finish Stainless Steel

Optional Culinary Tools

Product code

BC-12-L-BA	Mixing Bowl 11" and Colander 11" in Stainless Steel, Lower Tier Platform 12-1/4" x 17" Set in Natural Golden Bamboo
BC-12-L-GR	Mixing Bowl 11" and Colander 11" in Stainless Steel, Lower Tier Platform 12-1/4" x 17" Set in Exclusive Gray Resin
BC-12-L-GT	Mixing Bowl 11" and Colander 11" in Stainless Steel, Lower Tier Platform 12-1/4" x 17" Set in Graphite Wood Composite
BC-12-L-WA	Mixing Bowl 11" and Colander 11" in Stainless Steel, Lower Tier Platform 12-1/4" x 17" Set in American Black Walnut
BC-12-L-WH	Mixing Bowl 11" and Colander 11" in Stainless Steel, Lower Tier Platform 12-1/4" x 17" Set in Designer White Resin
BC-17-D-BA	Mixing Bowl 11" and Colander 11" in Stainless Steel, Dual Tier Platform 17" x 18" Set in Natural Golden Bamboo
BC-17-D-GR	Mixing Bowl 11" and Colander 11" in Stainless Steel, Dual Tier Platform 17" x 18" Set in Exclusive Gray Resin
BC-17-D-GT	Mixing Bowl 11" and Colander 11" in Stainless Steel, Dual Tier Platform 17" x 18" Set in Graphite Wood Composite
BC-17-D-WA	Mixing Bowl 11" and Colander 11" in Stainless Steel, Dual Tier Platform 17" x 18" Set in American Black Walnut
BC-17-D-WH	Mixing Bowl 11" and Colander 11" in Stainless Steel, Dual Tier Platform 17" x 18" Set in Designer White Resin
CB-12-U-BA	Upper Tier Cutting Board 12-1/4" x 18" with Juice Groove on one side in Natural Golden Bamboo
CB-12-U-GR	Upper Tier Cutting Board 12-1/4" x 18" with Juice Groove on one side in Exclusive Gray Resin
CB-12-U-GT	Upper Tier Cutting Board 12-1/4" x 18" with Juice Groove on one side in Graphite Wood Composite
CB-12-U-WA	Upper Tier Cutting Board 12-1/4" x 18" with Juice Groove on one side in American Black Walnut
CB-12-U-WH	Upper Tier Cutting Board 12-1/4" x 18" with Juice Groove on one side in Designer White Resin
CB-17-D-BA	Dual Tier Cutting Board 17" x 18" with Juice Groove on one side in Natural Golden Bamboo
CB-17-D-GR	Dual Tier Cutting Board 17" x 18" with Juice Groove on one side in Exclusive Gray Resin
CB-17-D-GT	Dual Tier Cutting Board 17" x 18" with Juice Groove on one side in Graphite Wood Composite
CB-17-D-WA	Dual Tier Cutting Board 17" x 18" with Juice Groove on one side in American Black Walnut
CB-17-D-WH	Dual Tier Cutting Board 17" x 18" with Juice Groove on one side in Designer White Resin
CB-18-C-BA	Upper Tier Corner Cutting Board 18-1/4" x 18-1/4" with Juice Groove on one side in Natural Golden Bamboo
CB-18-C-GR	Upper Tier Corner Cutting Board 18-1/4" x 18-1/4" with Juice Groove on one side in Exclusive Gray Resin
CB-18-C-GT	Upper Tier Corner Cutting Board 18-1/4" x 18-1/4" with Juice Groove on one side in Graphite Wood Composite
CB-18-C-WA	Upper Tier Corner Cutting Board 18-1/4" x 18-1/4" with Juice Groove on one side in American Black Walnut
CB-18-C-WH	Upper Tier Corner Cutting Board 18-1/4" x 18-1/4" with Juice Groove on one side in Designer White Resin
CH-12-U-BA	Upper Tier 2" thick Chef's Block 12-1/4" x 18" x 2" with Juice Groove on one side in Natural Golden Bamboo

Description

Product Index

Sorted by product category

Optional Culinary Tools

Product code	Description
CH-12-U-WA	Upper Tier 2" thick Chef's Block 12-1/4" x 18" x 2" with Juice Groove on one side in American Black Walnut
CH-17-D-BA	Dual Tier 2" thick Chef's Block 17" x 18" x 2" with Juice Groove on one side in Natural Golden Bamboo
CH-17-D-WA	Dual Tier 2" thick Chef's Block 17" x 18" x 2" with Juice Groove on one side in American Black Walnut
CH-18-C-BA	Upper Tier 2" thick Corner Chef's Block 18-1/4" x 18-1/4" x 2" with Juice Groove on one side in Natural Golden Bamboo
CH-18-C-WA	Upper Tier 2" thick Corner Chef's Block 18-1/4" x 18-1/4" x 2" with Juice Groove on one side in American Black Walnut
CKT-12-ADA-BA	Small ADA Culinary Kit including Five Tools in Natural Golden Bamboo
CKT-12-ADA-GR	Small ADA Culinary Kit including Five Tools in Exclusive Gray Resin
CKT-12-ADA-GT	Small ADA Culinary Kit including Five Tools in Graphite Wood Composite
CKT-12-ADA-WA	Small ADA Culinary Kit including Five Tools in American Black Walnut
CKT-12-ADA-WH	Small ADA Culinary Kit including Five Tools in Designer White Resin
CKT-17-ADA-BA	Large ADA Culinary Kit including Eight Tools in Natural Golden Bamboo
CKT-17-ADA-GR	Large ADA Culinary Kit including Eight Tools in Exclusive Gray Resin
CKT-17-ADA-GT	Large ADA Culinary Kit including Eight Tools in Graphite Wood Composite
CKT-17-ADA-WA	Large ADA Culinary Kit including Eight Tools in American Black Walnut
CKT-17-ADA-WH	Large ADA Culinary Kit including Eight Tools in Designer White Resin
DR-06-L-BA	Lower Tier Mini Drying Rack 6" x 17" in Natural Golden Bamboo
DR-06-L-GR	Lower Tier Mini Drying Rack 6" x 17" in Exclusive Gray Resin
DR-06-L-GT	Lower Tier Mini Drying Rack 6" x 17" in Graphite Wood Composite
DR-06-L-WA	Lower Tier Mini Drying Rack 6" x 17" in American Black Walnut
DR-06-L-WH	Lower Tier Mini Drying Rack 6" x 17" in Designer White Resin
DR-09-U-BA	Upper Tier Drying Rack 9-1/4" x 18" in Natural Golden Bamboo
DR-09-U-GR	Upper Tier Drying Rack 9-1/4" x 18" in Exclusive Gray Resin
DR-09-U-GT	Upper Tier Drying Rack 9-1/4" x 18" in Graphite Wood Composite
DR-09-U-WA	Upper Tier Drying Rack 9-1/4" x 18" in American Black Walnut
DR-09-U-WH	Upper Tier Drying Rack 9-1/4" x 18" in Designer White Resin
DR-12-L-BA	Lower Tier Drying Rack 12-1/4" x 17" in Natural Golden Bamboo
DR-12-L-GR	Lower Tier Drying Rack 12-1/4" x 17" in Exclusive Gray Resin
DR-12-L-GT	Lower Tier Drying Rack 12-1/4" x 17" in Graphite Wood Composite
DR-12-L-WA	Lower Tier Drying Rack 12-1/4" x 17" in American Black Walnut
DR-12-L-WH	Lower Tier Drying Rack 12-1/4" x 17" in Designer White Resin
DR-12-U-BA	Upper Tier Drying Rack 12-1/4" x 18" in Natural Golden Bamboo
DR-12-U-GR	Upper Tier Drying Rack 12-1/4" x 18" in Exclusive Gray Resin
DR-12-U-GT	Upper Tier Drying Rack 12-1/4" x 18" in Graphite Wood Composite
DR-12-U-WA	Upper Tier Drying Rack 12-1/4" x 18" in American Black Walnut
DR-12-U-WH	Upper Tier Drying Rack 12-1/4" x 18" in Designer White Resin
DR-17-D-BA	Dual Tier Drying Rack 17" x 18" in Natural Golden Bamboo
DR-17-D-GR	Dual Tier Drying Rack 17" x 18" in Exclusive Gray Resin
DR-17-D-GT	Dual Tier Drying Rack 17" x 18" in Graphite Wood Composite
DR-17-D-WA	Dual Tier Drying Rack 17" x 18" in American Black Walnut
DR-17-D-WH	Dual Tier Drying Rack 17" x 18" in Designer White Resin
DR-18-D-BA	Dual Tier Drying Rack 18" x 17" in Natural Golden Bamboo
DR-18-D-GR	Dual Tier Drying Rack 18" x 17" in Exclusive Gray Resin
DR-18-D-GT	Dual Tier Drying Rack 18" x 17" in Graphite Wood Composite
DR-18-D-WA	Dual Tier Drying Rack 18" x 17" in American Black Walnut
DR-18-D-WH	Dual Tier Drying Rack 18" x 17" in Designer White Resin
EKT-4T-BA	Entertainment Kit including Four Tools in Natural Golden Bamboo
EKT-4T-GR	Entertainment Kit including Four Tools in Exclusive Gray Resin
EKT-4T-GT	Entertainment Kit including Four Tools in Graphite Wood Composite
EKT-4T-WA	Entertainment Kit including Four Tools in American Black Walnut
EKT-4T-WH	Entertainment Kit including Four Tools in Designer White Resin
HS-13-U-AL	Upper Tier Half Sheet Pan 13" x 18" in Corrugated Aluminum
KB-03-C-BA	Countertop Recessed Magnetic Knife Block in Natural Golden Bamboo
KB-03-C-GT	Countertop Recessed Magnetic Knife Block in Graphite Wood Composite
KB-03-C-WA	Countertop Recessed Magnetic Knife Block in American Black Walnut
LKT-3T-BA	Corner Kit including Three Tools in Natural Golden Bamboo
LKT-3T-GR	Corner Kit including Three Tools in Exclusive Gray Resin
LKT-3T-GT	Corner Kit including Three Tools in Graphite Wood Composite
LKT-3T-WA	Corner Kit including Three Tools in American Black Walnut
LKT-3T-WH	Corner Kit including Three Tools in Designer White Resin
OKT-5T-GR	Outdoor Kit including Five Tools in Exclusive Gray Resin
OKT-5T-GT	Outdoor Kit including Five Tools in Graphite Wood Composite
OKT-5T-WH	Outdoor Kit including Five Tools in Designer White Resin
SB-06-U-BA	Upper Tier Garnish Board 6" x 18" with Four Stainless Steel Bowls 4" in Natural Golden Bamboo
SB-06-U-GR	Upper Tier Garnish Board 6" x 18" with Four Stainless Steel Bowls 4" in Exclusive Gray Resin
SB-06-U-GT	Upper Tier Garnish Board 6" x 18" with Four Stainless Steel Bowls 4" in Graphite Wood Composite
SB-06-U-WA	Upper Tier Garnish Board 6" x 18" with Four Stainless Steel Bowls 4" in American Black Walnut
SB-06-U-WH	Upper Tier Garnish Board 6" x 18" with Four Stainless Steel Bowls 4" in Designer White Resin
SB-09-U-BA	Upper Tier Condiment Serving Board 9" x 18" with Three Stainless Steel Containers and Lids in Natural Golden Bamboo
SB-09-U-GR	Upper Tier Condiment Serving Board 9" x 18" with Three Stainless Steel Containers and Lids in Exclusive Gray Resin
SB-09-U-GT	Upper Tier Condiment Serving Board 9" x 18" with Three Stainless Steel Containers and Lids in Graphite Wood Composite
SB-09-U-WA	Upper Tier Condiment Serving Board 9" x 18" with Three Stainless Steel Containers and Lids in American Black Walnut
SB-09-U-WH	Upper Tier Condiment Serving Board 9" x 18" with Three Stainless Steel Containers and Lids in Designer White Resin
SB-17-D-BA	Dual Tier Condiment Serving Board 17" x 18" with Six Stainless Steel Containers and Lids in Natural Golden Bamboo
SB-17-D-GR	Dual Tier Condiment Serving Board 17" x 18" with Six Stainless Steel Containers and Lids in Exclusive Gray Resin
SB-17-D-GT	Dual Tier Condiment Serving Board 17" x 18" with Six Stainless Steel Containers and Lids in Graphite Wood Composite

Product Index

Sorted by product category

Optional Culinary Tools

Product code	Description
SB-17-D-WA	Dual Tier Condiment Serving Board 17" x 18" with Six Stainless Steel Containers and Lids in American Black Walnut
SB-17-D-WH	Dual Tier Condiment Serving Board 17" x 18" with Six Stainless Steel Containers and Lids in Designer White Resin
UC-06-U-BA	Upper Tier Utensil Caddy 6" x 18" with Mini Grate and Two Cylinders in Natural Golden Bamboo
UC-06-U-GR	Upper Tier Utensil Caddy 6" x 18" with Mini Grate and Two Cylinders in Exclusive Gray Resin
UC-06-U-GT	Upper Tier Utensil Caddy 6" x 18" with Mini Grate and Two Cylinders in Graphite Wood Composite
UC-06-U-WA	Upper Tier Utensil Caddy 6" x 18" with Mini Grate and Two Cylinders in American Black Walnut
UC-06-U-WH	Upper Tier Utensil Caddy 6" x 18" with Mini Grate and Two Cylinders in Designer White Resin
WB-12-L-GR	Lower Tier Wash Bowl 12" x 17" in Exclusive Gray Resin+
WB-12-L-GT	Lower Tier Wash Bowl 12" x 17" in Graphite Resin+
WB-12-L-WH	Lower Tier Wash Bowl 12" x 17" in Designer White Resin+
WC-06-L-GR	Lower Tier Wash Caddy 6" x 17" in Exclusive Gray Resin+
WC-06-L-GT	Lower Tier Wash Caddy 6" x 17" in Graphite Resin+
WC-06-L-WH	Lower Tier Wash Caddy 6" x 17" in Designer White Resin+
WM-17-C-BA	Lower Tier Corner Wash & Serve Set with Wash Basin & Large Serving Bowl in Stainless Steel, Platform in Natural Golden Bamboo
WM-17-C-GR	Lower Tier Corner Wash & Serve Set with Wash Basin & Large Serving Bowl in Stainless Steel, Platform in Exclusive Gray Resin
WM-17-C-GT	Lower Tier Corner Wash & Serve Set with Wash Basin & Large Serving Bowl in Stainless Steel, Platform in Graphite Wood Composite
WM-17-C-WA	Lower Tier Corner Wash & Serve Set with Wash Basin & Large Serving Bowl in Stainless Steel, Platform in American Black Walnut
WM-17-C-WH	Lower Tier Corner Wash & Serve Set with Wash Basin & Large Serving Bowl in Stainless Steel, Platform in Designer White Resin
WM-17-D-BA	Dual Tier Wash & Serve Set with Wash Basin & Large Serving Bowl in Stainless Steel, Platform in Natural Golden Bamboo
WM-17-D-GR	Dual Tier Wash & Serve Set with Wash Basin & Large Serving Bowl in Stainless Steel, Platform in Exclusive Gray Resin
WM-17-D-GT	Dual Tier Wash & Serve Set with Wash Basin & Large Serving Bowl in Stainless Steel, Platform in Graphite Wood Composite
WM-17-D-WA	Dual Tier Wash & Serve Set with Wash Basin & Large Serving Bowl in Stainless Steel, Platform in American Black Walnut
WM-17-D-WH	Dual Tier Wash & Serve Set with Wash Basin & Large Serving Bowl in Stainless Steel, Platform in Designer White Resin

Taps

Product code	Description
IBT-D-BSS-EF	Ideal BarTap. Eco Flow in PVD Satin Black Stainless Steel
IBT-D-BSS-HF	Ideal BarTap. High Flow in PVD Satin Black Stainless Steel
IBT-D-GSS-EF	Ideal BarTap. Eco Flow in PVD Gun Metal Gray™ Stainless Steel
IBT-D-GSS-HF	Ideal BarTap. High Flow in PVD Gun Metal Gray™ Stainless Steel
IBT-D-MSS-EF	Ideal BarTap. Eco Flow in Matte Stainless Steel
IBT-D-MSS-HF	Ideal BarTap. High Flow in Matte Stainless Steel
IBT-D-PSS-EF	Ideal BarTap. Eco Flow in Polished Stainless Steel
IBT-D-PSS-HF	Ideal BarTap. High Flow in Polished Stainless Steel
IBT-D-RSS-EF	Ideal BarTap. Eco Flow in PVD Polished Rose Gold Stainless Steel
IBT-D-RSS-HF	Ideal BarTap. High Flow in PVD Polished Rose Gold Stainless Steel
IBT-D-YSS-EF	Ideal BarTap. Eco Flow in PVD Brushed Gold Stainless Steel
IBT-D-YSS-HF	Ideal BarTap. High Flow in PVD Brushed Gold Stainless Steel
IBTF-D-BSS-EF	Ideal BarTap. Eco Flow in PVD Satin Black Stainless Steel and Water Filtration System
IBTF-D-BSS-HF	Ideal BarTap. High Flow in PVD Satin Black Stainless Steel and Water Filtration System
IBTF-D-GSS-EF	Ideal BarTap. Eco Flow in PVD Gun Metal Gray™ Stainless Steel and Water Filtration System
IBTF-D-GSS-HF	Ideal BarTap. High Flow in PVD Gun Metal Gray™ Stainless Steel and Water Filtration System
IBTF-D-MSS-EF	Ideal BarTap. Eco Flow in Matte Stainless Steel and Water Filtration System
IBTF-D-MSS-HF	Ideal BarTap. High Flow in Matte Stainless Steel and Water Filtration System
IBTF-D-PSS-EF	Ideal BarTap. Eco Flow in Polished Stainless Steel and Water Filtration System
IBTF-D-PSS-HF	Ideal BarTap. High Flow in Polished Stainless Steel and Water Filtration System
IBTF-D-RSS-EF	Ideal BarTap. Eco Flow in PVD Polished Rose Gold Stainless Steel and Water Filtration System
IBTF-D-RSS-HF	Ideal BarTap. High Flow in PVD Polished Rose Gold Stainless Steel and Water Filtration System
IBTF-D-YSS-EF	Ideal BarTap. Eco Flow in PVD Brushed Gold Stainless Steel and Water Filtration System
IBTF-D-YSS-HF	Ideal BarTap. High Flow in PVD Brushed Gold Stainless Steel and Water Filtration System
IHT-D-BSS	Ideal Hot & Cold Tap in PVD Satin Black Stainless Steel and Ideal Digital Hot Water Tank™
IHT-D-GSS	Ideal Hot & Cold Tap in PVD Gun Metal Gray™ Stainless Steel and Ideal Digital Hot Water Tank™
IHT-D-MSS	Ideal Hot & Cold Tap in Matte Stainless Steel and Ideal Digital Hot Water Tank™
IHT-D-PSS	Ideal Hot & Cold Tap in Polished Stainless Steel and Ideal Digital Hot Water Tank™
IHT-D-RSS	Ideal Hot & Cold Tap in PVD Polished Rose Gold Stainless Steel and Ideal Digital Hot Water Tank™
IHT-D-YSS	Ideal Hot & Cold Tap in PVD Brushed Gold Stainless Steel and Ideal Digital Hot Water Tank™
IHTF-D-BSS	Ideal Hot & Cold Tap in PVD Satin Black Stainless Steel, Ideal Digital Hot Water Tank™ and Water Filtration System
IHTF-D-GSS	Ideal Hot & Cold Tap in PVD Gun Metal Gray™ Stainless Steel, Ideal Digital Hot Water Tank™ and Water Filtration System
IHTF-D-MSS	Ideal Hot & Cold Tap in Matte Stainless Steel, Ideal Digital Hot Water Tank™ and Water Filtration System
IHTF-D-PSS	Ideal Hot & Cold Tap in Polished Stainless Steel, Ideal Digital Hot Water Tank™ and Water Filtration System
IHTF-D-RSS	Ideal Hot & Cold Tap in PVD Polished Rose Gold Stainless Steel, Ideal Digital Hot Water Tank™ and Water Filtration System
IHTF-D-YSS	Ideal Hot & Cold Tap in PVD Brushed Gold Stainless Steel, Ideal Digital Hot Water Tank™ and Water Filtration System
IPT-D-BSS	Ideal Pot Filler Tap in PVD Satin Black Stainless Steel
IPT-D-GSS	Ideal Pot Filler Tap in PVD Gun Metal Gray™ Stainless Steel
IPT-D-MSS	Ideal Pot Filler Tap in Matte Stainless Steel
IPT-D-PSS	Ideal Pot Filler Tap in Polished Stainless Steel
IPT-D-RSS	Ideal Pot Filler Tap in PVD Polished Rose Gold Stainless Steel
IPT-D-YSS	Ideal Pot Filler Tap in PVD Brushed Gold Stainless Steel
IPTF-D-BSS	Ideal Pot Filler Tap in PVD Satin Black Stainless Steel and Water Filtration System
IPTF-D-GSS	Ideal Pot Filler Tap in PVD Gun Metal Gray™ Stainless Steel and Water Filtration System
IPTF-D-MSS	Ideal Pot Filler Tap in Matte Stainless Steel and Water Filtration System
IPTF-D-PSS	Ideal Pot Filler Tap in Polished Stainless Steel and Water Filtration System
IPTF-D-RSS	Ideal Pot Filler Tap in PVD Polished Rose Gold Stainless Steel and Water Filtration System
IPTF-D-YSS	Ideal Pot Filler Tap in PVD Brushed Gold Stainless Steel and Water Filtration System
IWF-79-HF	Water Filtration System High Flow 2.0gpm, 7900 Gallon Capacity, Fibercarbon Block <0.5 Micron

Product Index

Sorted by product category

Taps

Product code	Description
IWT-D-BSS-EF	Ideal Tap Eco Flow in PVD Satin Black Stainless Steel
IWT-D-BSS-HF	Ideal Tap High Flow in PVD Satin Black Stainless Steel
IWT-D-GSS-EF	Ideal Tap Eco Flow in PVD Gun Metal Gray™ Stainless Steel
IWT-D-GSS-HF	Ideal Tap High Flow in PVD Gun Metal Gray™ Stainless Steel
IWT-D-MSS-EF	Ideal Tap Eco Flow in Matte Stainless Steel
IWT-D-MSS-HF	Ideal Tap High Flow in Matte Stainless Steel
IWT-D-PSS-EF	Ideal Tap Eco Flow in Polished Stainless Steel
IWT-D-PSS-HF	Ideal Tap High Flow in Polished Stainless Steel
IWT-D-RSS-EF	Ideal Tap Eco Flow in PVD Polished Rose Gold Stainless Steel
IWT-D-RSS-HF	Ideal Tap High Flow in PVD Polished Rose Gold Stainless Steel
IWT-D-YSS-EF	Ideal Tap Eco Flow in PVD Brushed Gold Stainless Steel
IWT-D-YSS-HF	Ideal Tap High Flow in PVD Brushed Gold Stainless Steel
IWTF-D-BSS-EF	Ideal Tap Eco Flow in PVD Satin Black Stainless Steel and Water Filtration System
IWTF-D-BSS-HF	Ideal Tap High Flow in PVD Satin Black Stainless Steel and Water Filtration System
IWTF-D-GSS-EF	Ideal Tap Eco Flow in PVD Gun Metal Gray™ Stainless Steel and Water Filtration System
IWTF-D-GSS-HF	Ideal Tap High Flow in PVD Gun Metal Gray™ Stainless Steel and Water Filtration System
IWTF-D-MSS-EF	Ideal Tap Eco Flow in Matte Stainless Steel and Water Filtration System
IWTF-D-MSS-HF	Ideal Tap High Flow in Matte Stainless Steel and Water Filtration System
IWTF-D-PSS-EF	Ideal Tap Eco Flow in Polished Stainless Steel and Water Filtration System
IWTF-D-PSS-HF	Ideal Tap HighFlow in Polished Stainless Steel and Water Filtration System
IWTF-D-RSS-EF	Ideal Tap Eco Flow in PVD Polished Rose Gold Stainless Steel and Water Filtration System
IWTF-D-RSS-HF	Ideal Tap High Flow in PVD Polished Rose Gold Stainless Steel and Water Filtration System
IWTF-D-YSS-EF	Ideal Tap Eco Flow in PVD Brushed Gold Stainless Steel and Water Filtration System
IWTF-D-YSS-HF	Ideal Tap High Flow in PVD Brushed Gold Stainless Steel and Water Filtration System
PFT-RO-SS	Ideal Pot Filler Tap Required Rough-in Part

Tap Accessories

Product code	Description
IAG-1-BSS	Ideal Air Gap in PVD Satin Black Stainless Steel
IAG-1-GSS	Ideal Air Gap in PVD Gun Metal Gray™ Stainless Steel
IAG-1-MSS	Ideal Air Gap in Matte Stainless Steel
IAG-1-PSS	Ideal Air Gap in Polished Stainless Steel
IAG-1-RSS	Ideal Air Gap in PVD Polished Rose Gold Stainless Steel
IAG-1-YSS	Ideal Air Gap in PVD Brushed Gold Stainless Steel
IDS-1-BSS	Ideal Deck Switch in PVD Satin Black Stainless Steel
IDS-1-GSS	Ideal Deck Switch in PVD Gun Metal Gray™ Stainless Steel
IDS-1-MSS	Ideal Deck Switch in Matte Stainless Steel
IDS-1-PSS	Ideal Deck Switch in Polished Stainless Steel
IDS-1-RSS	Ideal Deck Switch in PVD Polished Rose Gold Stainless Steel
IDS-1-YSS	Ideal Deck Switch in PVD Brushed Gold Stainless Steel
IHC-1-BSS	Ideal Hole Cover in PVD Satin Black Stainless Steel
IHC-1-GSS	Ideal Hole Cover in PVD Gun Metal Gray™ Stainless Steel
IHC-1-MSS	Ideal Hole Cover in Matte Stainless Steel
IHC-1-PSS	Ideal Hole Cover in Polished Stainless Steel
IHC-1-RSS	Ideal Hole Cover in PVD Polished Rose Gold Stainless Steel
IHC-1-YSS	Ideal Hole Cover in PVD Brushed Gold Stainless Steel
ISD-1-BSS	Ideal Soap Dispenser in PVD Satin Black Stainless Steel
ISD-1-GSS	Ideal Soap Dispenser in PVD Gun Metal Gray™ Finish Stainless Steel
ISD-1-MSS	Ideal Soap Dispenser in Matte Finish Stainless Steel
ISD-1-PSS	Ideal Soap Dispenser in Polished Stainless Steel
ISD-1-RSS	Ideal Soap Dispenser in PVD Polished Rose Gold Stainless Steel
ISD-1-YSS	Ideal Soap Dispenser in PVD Brushed Gold Stainless Steel

Water Filtration System

Product code	Description
IWF-79-HF	Water Filtration System High Flow 2.0gpm, 7900 Gallon Capacity, Fibercarbon Block <0.5 Micron
RFC-79-HF	Replacement Cartridge for Water Filtration System

Replacement Parts

Product code	Description
B1-11-0-ADA-ST	ADA Mixing Bowl 11 3/4" 5-qt Only in Stainless Steel
B1-11-0-ST	Mixing Bowl 11" 7.2-qt Only with Lid and Non-slip Bottom in Stainless Steel
B2-15-0-ST	Large Serving Bowl 14-7/8" x 5-1/2" in Stainless Steel
B4-04-0-SS	Bowl 4" Only for Garnish Board in Stainless Steel
C1-11-0-ST	Colander 11" 7.2-qt. with Soft Non-slip Handles in Stainless Steel
C1-11-0-ADA-ST	ADA Colander 11" 5.5-qt in Stainless Steel
COVER-SS	Cover for D1 and D2 Deep and Shallow Container in Stainless Steel
D-IHWT-SS	Ideal Digital Hot Water Tank™ Only
D1-04-0-SS	Deep Container Only for Condiment Serving Boards 6-3/4" x 4-1/4" x 4" in Stainless Steel
D2-04-0-SS	Shallow Container Only for Condiment Serving Boards 6-3/4" x 4-1/4" x 2-1/2" in Stainless Steel
DC-03-R-SS	HydroStation™ Round Elevated Drain Cover in Stainless Steel
DC-05-R-SS	Round Elevated Drain Cover in Stainless Steel
HFO-D-BSS	Ideal Hot & Cold Tap in PVD Satin Black Stainless Steel
HFO-D-GSS	Ideal Hot & Cold Tap in PVD Gun Metal Gray™ Stainless Steel
HFO-D-MSS	Ideal Hot & Cold Tap in Matte Stainless Steel

Product Index

Sorted by product category

Replacement Parts

Product code	Description
HFO-D-PSS	Ideal Hot & Cold Tap in Polished Stainless Steel
HFO-D-RSS	Ideal Hot & Cold Tap in PVD Polished Rose Gold Stainless Steel
HFO-D-YSS	Ideal Hot & Cold Tap in PVD Brushed Gold Stainless Steel
MG-05-0-SS	Mini Grate Only for Utensil Caddy 4-1/2" x 4-1/2" in Stainless Steel
P1-12-L-ADA-BA	Lower Tier ADA Platform Only 12-1/4" x 17" for ADA Mixing Bowl 11" and Colander 11" in Natural Golden Bamboo
P1-12-L-BA	Lower Tier Platform Only 12-1/4" x 17" for Mixing Bowl 11" and Colander 11" in Natural Golden Bamboo
P1-12-L-ADA-GR	Lower Tier ADA Platform Only 12-1/4" x 17" for ADA Mixing Bowl 11" and Colander 11" in Exclusive Gray Resin
P1-12-L-GR	Lower Tier Platform Only 12-1/4" x 17" for Mixing Bowl 11" and Colander 11" in Exclusive Gray Resin
P1-12-L-ADA-GT	Lower Tier ADA Platform Only 12-1/4" x 17" for ADA Mixing Bowl 11" and Colander 11" in Graphite Wood Composite
P1-12-L-GT	Lower Tier Platform Only 12-1/4" x 17" for Mixing Bowl 11" and Colander 11" in Graphite Wood Composite
P1-12-L-ADA-WA	Lower Tier ADA Platform Only 12-1/4" x 17" for ADA Mixing Bowl 11" and Colander 11" in American Black Walnut
P1-12-L-WA	Lower Tier Platform Only 12-1/4" x 17" for Mixing Bowl 11" and Colander 11" in American Black Walnut
P1-12-L-ADA-WH	Lower Tier ADA Platform Only 12-1/4" x 17" for ADA Mixing Bowl 11" and Colander 11" in Designer White Resin
P1-12-L-WH	Lower Tier Platform Only 12-1/4" x 17" for Mixing Bowl 11" and Colander 11" in Designer White Resin
P2-17-D-ADA-BA	Dual Tier ADA Platform Only 17" x 18" for ADA Mixing Bowl 11" and Colander 11" in Natural Golden Bamboo
P2-17-D-BA	Dual Tier Platform Only 17" x 18" for Mixing Bowl 11" and Colander 11" in Natural Golden Bamboo
P2-17-D-ADA-GR	Dual Tier ADA Platform Only 17" x 18" for ADA Mixing Bowl 11" and Colander 11" in Exclusive Gray Resin
P2-17-D-GR	Dual Tier Platform Only 17" x 18" for Mixing Bowl 11" and Colander 11" in Exclusive Gray Resin
P2-17-D-ADA-GT	Dual Tier ADA Platform Only 17" x 18" for ADA Mixing Bowl 11" and Colander 11" in Graphite Wood Composite
P2-17-D-GT	Dual Tier Platform Only 17" x 18" for Mixing Bowl 11" and Colander 11" in Graphite Wood Composite
P2-17-D-ADA-WA	Dual Tier ADA Platform Only 17" x 18" for ADA Mixing Bowl 11" and Colander 11" in American Black Walnut
P2-17-D-WA	Dual Tier Platform Only 17" x 18" for Mixing Bowl 11" and Colander 11" in American Black Walnut
P2-17-D-ADA-WH	Dual Tier ADA Platform Only 17" x 18" for ADA Mixing Bowl 11" and Colander 11" in Designer White Resin
P2-17-D-WH	Dual Tier Platform Only 17" x 18" for Mixing Bowl 11" and Colander 11" in Designer White Resin
P3-17-D-BA	Dual Tier Platform Only for Wash & Serve Set 17" x 18" in Natural Golden Bamboo
P3-17-D-GR	Dual Tier Platform Only for Wash & Serve Set 17" x 18" in Exclusive Gray Resin
P3-17-D-GT	Dual Tier Platform Only for Wash & Serve Set 17" x 18" in Graphite Wood Composite
P3-17-D-WA	Dual Tier Platform Only for Wash & Serve Set 17" x 18" in American Black Walnut
P3-17-D-WH	Dual Tier Platform Only for Wash & Serve Set 17" x 18" in Designer White Resin
P4-17-C-BA	Lower Tier Corner Platform Only for Wash & Serve Set 17-1/2" x 17-1/2" in Natural Golden Bamboo
P4-17-C-GR	Lower Tier Corner Platform Only for Wash & Serve Set 17-1/2" x 17-1/2" in Exclusive Gray Resin
P4-17-C-GT	Lower Tier Corner Platform Only for Wash & Serve Set 17-1/2" x 17-1/2" in Graphite Wood Composite
P4-17-C-WA	Lower Tier Corner Platform Only for Wash & Serve Set 17-1/2" x 17-1/2" in American Black Walnut
P4-17-C-WH	Lower Tier Corner Platform Only for Wash & Serve Set 17-1/2" x 17-1/2" in Designer White Resin
P5-7X7-BA	HydroPlate Platform Only 7" x 7" in Natural Golden Bamboo
P5-7X7-GR	HydroPlate Platform Only 7" x 7" in Exclusive Gray Resin
P5-7X7-GT	HydroPlate Platform Only 7" x 7" in Graphite Wood Composite
P5-7X7-WA	HydroPlate Platform Only 7" x 7" in American Black Walnut
P5-7X7-WH	HydroPlate Platform Only 7" x 7" in Designer White Resin
PC-04-0-SS	Cylinder Only 4-1/2" for Utensil Caddy in Stainless Steel
P-DRN-CIT	Pop-up Basin Strainer & Stopper in Citrine
PFT-RO-SS	Ideal Pot Filler Tap Required Rough-in Part
RFC-79-HF	Replacement Cartridge for Water Filtration System
S1-06-U-BA	Upper Tier Garnish Board Platform Only 6" x 18" in Natural Golden Bamboo
S1-06-U-GR	Upper Tier Garnish Board Platform Only 6" x 18" in Exclusive Gray Resin
S1-06-U-GT	Upper Tier Garnish Board Platform Only 6" x 18" in Graphite Wood Composite
S1-06-U-WA	Upper Tier Garnish Board Platform Only 6" x 18" in American Black Walnut
S1-06-U-WH	Upper Tier Garnish Board Platform Only 6" x 18" in Designer White Resin
S2-17-D-BA	Dual Tier Serving Board Platform Only 17" x 18" in Natural Golden Bamboo
S2-17-D-GR	Dual Tier Serving Board Platform Only 17" x 18" in Exclusive Gray Resin
S2-17-D-GT	Dual Tier Serving Board Platform Only 17" x 18" in Graphite Wood Composite
S2-17-D-WA	Dual Tier Serving Board Platform Only 17" x 18" in American Black Walnut
S2-17-D-WH	Dual Tier Serving Board Platform Only 17" x 18" in Designer White Resin
S3-09-U-BA	Upper Tier Condiment Serving Board Platform Only 9" x 18" in Natural Golden Bamboo
S3-09-U-GR	Upper Tier Condiment Serving Board Platform Only 9" x 18" in Exclusive Gray Resin
S3-09-U-GT	Upper Tier Condiment Serving Board Platform Only 9" x 18" in Graphite Wood Composite
S3-09-U-WA	Upper Tier Condiment Serving Board Platform Only 9" x 18" in American Black Walnut
S3-09-U-WH	Upper Tier Condiment Serving Board Platform Only 9" x 18" in Designer White Resin
S4-06-U-BA	Upper Tier Utensil Caddy Board Platform Only 6" x 18" in Natural Golden Bamboo
S4-06-U-GR	Upper Tier Utensil Caddy Board Platform Only 6" x 18" in Exclusive Gray Resin
S4-06-U-GT	Upper Tier Utensil Caddy Board Platform Only 6" x 18" in Graphite Wood Composite
S4-06-U-WA	Upper Tier Utensil Caddy Board Platform Only 6" x 18" in American Black Walnut
S4-06-U-WH	Upper Tier Utensil Caddy Board Platform Only 6" x 18" in Designer White Resin
W1-15-0-SS	Wash Basin 15-1/2" x 6-5/8" in Stainless Steel
WW-04-0-SS	Wedge Wire Grate Only for HydroPlate 4" x 4" in Stainless Steel

citrine.

Product code	Description
CIT-04-WD-B	citrine. Wood Finishing Balm 4 oz. Individual Container
CIT-04-WD-B-CS	citrine. Wood Finishing Balm 4 oz. Case of 12 Containers
CIT-09-SS-C	citrine. Stainless Steel Clean + Polish 9 oz. Individual Bottle
CIT-09-SS-C-CS	citrine. Stainless Steel Clean + Polish 9 oz. Case of 12 Bottles
CIT-09-WD-C	citrine. Wood Condition + Protect 9 oz. Individual Bottle
CIT-09-WD-C-CS	citrine. Wood Condition + Protect 9 oz. Case of 12 Bottles

Product Index

Sorted by product code

Product Index

Sorted by product code

Product code	Description
A-DRN-MSS	Automatic Strainer Basket 3-1/2" with Remote Pop-up Knob and 27-1/2" Cable in Matte Stainless Steel
A-DRN-PSS	Automatic Strainer Basket 3-1/2" with Remote Pop-up Knob and 27-1/2" Cable in Polished Stainless Steel
B1-11-0-ADA-ST	ADA Mixing Bowl 11-3/4" 5-qt Only in Stainless Steel
B1-11-0-ST	Mixing Bowl 11" 7.2-qt Only with Lid and Non-slip Bottom in Stainless Steel
B2-15-0-ST	Large Serving Bowl 14-7/8" x 5-1/2" in Stainless Steel
B4-04-0-SS	Bowl 4" Only for Garnish Board in Stainless Steel
BC-12-L-BA	Mixing Bowl 11" and Colander 11" in Stainless Steel, Lower Tier Platform 12-1/4" x 17" Set in Natural Golden Bamboo
BC-12-L-GR	Mixing Bowl 11" and Colander 11" in Stainless Steel, Lower Tier Platform 12-1/4" x 17" Set in Exclusive Gray Resin
BC-12-L-GT	Mixing Bowl 11" and Colander 11" in Stainless Steel, Lower Tier Platform 12-1/4" x 17" Set in Graphite Wood Composite
BC-12-L-WA	Mixing Bowl 11" and Colander 11" in Stainless Steel, Lower Tier Platform 12-1/4" x 17" Set in American Black Walnut
BC-12-L-WH	Mixing Bowl 11" and Colander 11" in Stainless Steel, Lower Tier Platform 12-1/4" x 17" Set in Designer White Resin
BC-17-D-BA	Mixing Bowl 11" and Colander 11" in Stainless Steel, Dual Tier Platform 17" x 18" Set in Natural Golden Bamboo
BC-17-D-GR	Mixing Bowl 11" and Colander 11" in Stainless Steel, Dual Tier Platform 17" x 18" Set in Exclusive Gray Resin
BC-17-D-GT	Mixing Bowl 11" and Colander 11" in Stainless Steel, Dual Tier Platform 17" x 18" Set in Graphite Wood Composite
BC-17-D-WA	Mixing Bowl 11" and Colander 11" in Stainless Steel, Dual Tier Platform 17" x 18" Set in American Black Walnut
BC-17-D-WH	Mixing Bowl 11" and Colander 11" in Stainless Steel, Dual Tier Platform 17" x 18" Set in Designer White Resin
BG-05-N-SS	Bottom Grate Section 5-1/2" x 15-1/2" in Stainless Steel
BG-11-N-SS	Bottom Grate Section 11-1/2" x 15-1/2" for IWS 4S, 4X4C, 6S, IWA 4S, 4X4C, IWW 6D in Stainless Steel
BG-13-C-SS	Bottom Grate Section 13-1/2" x 15-1/2" for IBS 18C in Stainless Steel
BG-18-C-1-SS	Bottom Grate Single Section Set for IBS 18C in Stainless Steel
BG-2-C-1-SS	Bottom Grate Single Section Set for IWS 2C, IWA 2C, IBS 2C in Stainless Steel
BG-20-C-SS	Bottom Grate Section 20" x 15-1/2" for IWS 2C, IWA 2C, 4D, IWW 4D, 5D, 6D, 7D, IBS 2C in Stainless Steel
BG-23-N-SS	Bottom Grate Section 23-1/2" x 15-1/2" for IWS 5S, 6S, 7S, IWW 7D in Stainless Steel
BG-25-N-SS	Bottom Grate Section 25-1/2" x 15-1/2" for IWS 3X4C, 4X3C, 4X4C, IWA 3X4C, 4X3C, 4X4C in Stainless Steel
BG-25-S-SS	Bottom Grate Section 25-1/2" x 15-1/2" for IWS 30S, IWA 30S in Stainless Steel
BG-29-S-SS	Bottom Grate Section 29" x 15-1/2" for IWS 3X4C, 4X3C, 4X4C, IWA 3X4C, 4X3C, 4X4C in Stainless Steel
BG-30-S-1-SS	Bottom Grate Single Section Set for IWS 30S, IWA 30S in Stainless Steel
BG-3-S-1-SS	Bottom Grate Single Section Set for IWS 3S, IWA 3S in Stainless Steel
BG-31-S-SS	Bottom Grate Section 31-1/2" x 15-1/2" for IWS 3S, 4S, 5S, 6S, 7S, IWA 3S, 4S, IWW 5D, 6D, 7D in Stainless Steel
BG-4-D-2-SS	Bottom Grate Two Section Set for IWA 4D, IWW 4D in Stainless Steel
BG-4-S-2-SS	Bottom Grate Two Section Set for IWS 4S, IWA 4S in Stainless Steel
BG-4X3-C-2-SS	Bottom Grate Two Section Set for IWS 3X4C, 4X3C, IWA 3X4C, 4X3C in Stainless Steel
BG-4X4-C-3-SS	Bottom Grate Three Section Set for IWS 4X4C, IWA 4X4C in Stainless Steel
BG-5-D-2-SS	Bottom Grate Two Section Set for IWW 5D in Stainless Steel
BG-5-S-2-SS	Bottom Grate Two Section Set for IWS 5S in Stainless Steel
BG-6-D-3-SS	Bottom Grate Three Section Set for IWW 6D in Stainless Steel
BG-6-S-3-SS	Bottom Grate Three Section Set for IWS 6S in Stainless Steel
BG-7-D-3-SS	Bottom Grate Three Section Set for IWW 7D in Stainless Steel
BG-7-S-3-SS	Bottom Grate Three Section Set for IWS 7S in Stainless Steel
BKT-3T-BA	Bar Kit including Three Tools in Natural Golden Bamboo
BKT-3T-GR	Bar Kit including Three Tools in Exclusive Gray Resin
BKT-3T-GT	Bar Kit including Three Tools in Graphite Wood Composite
BKT-3T-WA	Bar Kit including Three Tools in American Black Walnut
BKT-3T-WH	Bar Kit including Three Tools in Designer White Resin
C1-11-0-ADA-ST	ADA Colander 11" 5.5-qt in Stainless Steel
C1-11-0-ST	Colander 11" 7.2-qt. with Soft Non-slip Handles in Stainless Steel
CB-12-U-BA	Upper Tier Cutting Board 12-1/4" x 18" with Juice Groove on one side in Natural Golden Bamboo
CB-12-U-GR	Upper Tier Cutting Board 12-1/4" x 18" with Juice Groove on one side in Exclusive Gray Resin
CB-12-U-GT	Upper Tier Cutting Board 12-1/4" x 18" with Juice Groove on one side in Graphite Wood Composite
CB-12-U-WA	Upper Tier Cutting Board 12-1/4" x 18" with Juice Groove on one side in American Black Walnut
CB-12-U-WH	Upper Tier Cutting Board 12-1/4" x 18" with Juice Groove on one side in Designer White Resin
CB-17-D-BA	Dual Tier Cutting Board 17" x 18" with Juice Groove on one side in Natural Golden Bamboo
CB-17-D-GR	Dual Tier Cutting Board 17" x 18" with Juice Groove on one side in Exclusive Gray Resin
CB-17-D-GT	Dual Tier Cutting Board 17" x 18" with Juice Groove on one side in Graphite Wood Composite
CB-17-D-WA	Dual Tier Cutting Board 17" x 18" with Juice Groove on one side in American Black Walnut
CB-17-D-WH	Dual Tier Cutting Board 17" x 18" with Juice Groove on one side in Designer White Resin
CB-18-C-BA	Upper Tier Corner Cutting Board 18-1/4" x 18-1/4" with Juice Groove on one side in Natural Golden Bamboo
CB-18-C-GR	Upper Tier Corner Cutting Board 18-1/4" x 18-1/4" with Juice Groove on one side in Exclusive Gray Resin
CB-18-C-GT	Upper Tier Corner Cutting Board 18-1/4" x 18-1/4" with Juice Groove on one side in Graphite Wood Composite
CB-18-C-WA	Upper Tier Corner Cutting Board 18-1/4" x 18-1/4" with Juice Groove on one side in American Black Walnut
CB-18-C-WH	Upper Tier Corner Cutting Board 18-1/4" x 18-1/4" with Juice Groove on one side in Designer White Resin
CH-12-U-BA	Upper Tier 2" thick Chef's Block 12-1/4" x 18" x 2" with Juice Groove on one side in Natural Golden Bamboo
CH-12-U-WA	Upper Tier 2" thick Chef's Block 12-1/4" x 18" x 2" with Juice Groove on one side in American Black Walnut
CH-17-D-BA	Dual Tier 2" thick Chef's Block 17" x 18" x 2" with Juice Groove on one side in Natural Golden Bamboo
CH-17-D-WA	Dual Tier 2" thick Chef's Block 17" x 18" x 2" with Juice Groove on one side in American Black Walnut
CH-18-C-BA	Upper Tier 2" thick Corner Chef's Block 18-1/4" x 18-1/4" x 2" with Juice Groove on one side in Natural Golden Bamboo
CH-18-C-WA	Upper Tier 2" thick Corner Chef's Block 18-1/4" x 18-1/4" x 2" with Juice Groove on one side in American Black Walnut
CIT-04-WD-B	citrine. Wood Finishing Balm 4 oz. Individual Tin
CIT-04-WD-B-CS	citrine. Wood Finishing Balm 4 oz. Case of 12 Tins
CIT-09-SS-C	citrine. Stainless Steel Clean + Polish 9 oz. Individual Bottle
CIT-09-SS-C-CS	citrine. Stainless Steel Clean + Polish 9 oz. Case of 12 Bottles
CIT-09-WD-C	citrine. Wood Condition + Protect 9 oz. Individual Bottle
CIT-09-WD-C-CS	citrine. Wood Condition + Protect 9 oz. Case of 12 Bottles
CKT-12-ADA-BA	Small ADA Culinary Kit including Five Tools in Natural Golden Bamboo
CKT-12-BA	Small Culinary Kit including Five Tools in Natural Golden Bamboo
CKT-12-ADA-GR	Small ADA Culinary Kit including Five Tools in Exclusive Gray Resin

Product code	Description
CKT-12-GR	Small Culinary Kit including Five Tools in Exclusive Gray Resin
CKT-12-ADA-GT	Small ADA Culinary Kit including Five Tools in Graphite Wood Composite
CKT-12-GT	Small Culinary Kit including Five Tools in Graphite Wood Composite
CKT-12-ADA-WA	Small ADA Culinary Kit including Five Tools in American Black Walnut
CKT-12-WA	Small Culinary Kit including Five Tools in American Black Walnut
CKT-12-ADA-WH	Small ADA Culinary Kit including Five Tools in Designer White Resin
CKT-12-WH	Small Culinary Kit including Five Tools in Designer White Resin
CKT-17-ADA-BA	Large ADA Culinary Kit including Eight Tools in Natural Golden Bamboo
CKT-17-BA	Large Culinary Kit including Eight Tools in Natural Golden Bamboo
CKT-17-ADA-GR	Large ADA Culinary Kit including Eight Tools in Exclusive Gray Resin
CKT-17-GR	Large Culinary Kit including Eight Tools in Exclusive Gray Resin
CKT-17-ADA-GT	Large ADA Culinary Kit including Eight Tools in Graphite Wood Composite
CKT-17-GT	Large Culinary Kit including Eight Tools in Graphite Wood Composite
CKT-17-ADA-WA	Large ADA Culinary Kit including Eight Tools in American Black Walnut
CKT-17-WA	Large Culinary Kit including Eight Tools in American Black Walnut
CKT-17-ADA-WH	Large ADA Culinary Kit including Eight Tools in Designer White Resin
CKT-17-WH	Large Culinary Kit including Eight Tools in Designer White Resin
COVER-SS	Cover for D1 and D2 Deep and Shallow Container in Stainless Steel
D-IHWT-SS	Ideal Digital Hot Water Tank™ Only
D1-04-0-SS	Deep Container Only for Condiment Serving Boards 6-3/4" x 4-1/4" x 4" in Stainless Steel
D2-04-0-SS	Shallow Container Only for Condiment Serving Boards 6-3/4" x 4-1/4" x 2-1/2" in Stainless Steel
DC-03-R-SS	HydroStation™ Round Elevated Drain Cover in Stainless Steel
DC-05-R-SS	Round Elevated Drain Cover in Stainless Steel
DD-12-C-BA	DryDock. 12" Center Drain with Lower Tier Drying Rack in Natural Golden Bamboo
DD-12-C-GR	DryDock. 12" Center Drain with Lower Tier Drying Rack in Exclusive Gray Resin
DD-12-C-GT	DryDock. 12" Center Drain with Lower Tier Drying Rack in Graphite Wood Composite
DD-12-C-WA	DryDock. 12" Center Drain with Lower Tier Drying Rack in American Black Walnut
DD-12-C-WH	DryDock. 12" Center Drain with Lower Tier Drying Rack in Designer White Resin
DD-12-N-BA	DryDock. 12" Non-drain Side with Lower Tier Drying Rack in Natural Golden Bamboo
DD-12-N-GR	DryDock. 12" Non-drain Side with Lower Tier Drying Rack in Exclusive Gray Resin
DD-12-N-GT	DryDock. 12" Non-drain Side with Lower Tier Drying Rack in Graphite Wood Composite
DD-12-N-WA	DryDock. 12" Non-drain Side with Lower Tier Drying Rack in American Black Walnut
DD-12-N-WH	DryDock. 12" Non-drain Side with Lower Tier Drying Rack in Designer White Resin
DD-12-S-BA	DryDock. 12" Drain Side with Lower Tier Drying Rack in Natural Golden Bamboo
DD-12-S-GR	DryDock. 12" Drain Side with Lower Tier Drying Rack in Exclusive Gray Resin
DD-12-S-GT	DryDock. 12" Drain Side with Lower Tier Drying Rack in Graphite Wood Composite
DD-12-S-WA	DryDock. 12" Drain Side with Lower Tier Drying Rack in American Black Walnut
DD-12-S-WH	DryDock. 12" Drain Side with Lower Tier Drying Rack in Designer White Resin
DD-18-C-BA	DryDock. 18" Center Drain with Dual Tier Drying Rack in Natural Golden Bamboo
DD-18-C-GR	DryDock. 18" Center Drain with Dual Tier Drying Rack in Exclusive Gray Resin
DD-18-C-GT	DryDock. 18" Center Drain with Dual Tier Drying Rack in Graphite Wood Composite
DD-18-C-WA	DryDock. 18" Center Drain with Dual Tier Drying Rack in American Black Walnut
DD-18-C-WH	DryDock. 18" Center Drain with Dual Tier Drying Rack in Designer White Resin
DD-18-N-BA	DryDock. 18" Non-drain Side with Dual Tier Drying Rack in Natural Golden Bamboo
DD-18-N-GR	DryDock. 18" Non-drain Side with Dual Tier Drying Rack in Exclusive Gray Resin
DD-18-N-GT	DryDock. 18" Non-drain Side with Dual Tier Drying Rack in Graphite Wood Composite
DD-18-N-WA	DryDock. 18" Non-drain Side with Dual Tier Drying Rack in American Black Walnut
DD-18-N-WH	DryDock. 18" Non-drain Side with Dual Tier Drying Rack in Designer White Resin
DD-18-S-BA	DryDock. 18" Drain Side with Dual Tier Drying Rack in Natural Golden Bamboo
DD-18-S-GR	DryDock. 18" Drain Side with Dual Tier Drying Rack in Exclusive Gray Resin
DD-18-S-GT	DryDock. 18" Drain Side with Dual Tier Drying Rack in Graphite Wood Composite
DD-18-S-WA	DryDock. 18" Drain Side with Dual Tier Drying Rack in American Black Walnut
DD-18-S-WH	DryDock. 18" Drain Side with Dual Tier Drying Rack in Designer White Resin
DR-06-L-BA	Lower Tier Mini Drying Rack 6" x 17" in Natural Golden Bamboo
DR-06-L-GR	Lower Tier Mini Drying Rack 6" x 17" in Exclusive Gray Resin
DR-06-L-GT	Lower Tier Mini Drying Rack 6" x 17" in Graphite Wood Composite
DR-06-L-WA	Lower Tier Mini Drying Rack 6" x 17" in American Black Walnut
DR-06-L-WH	Lower Tier Mini Drying Rack 6" x 17" in Designer White Resin
DR-09-U-BA	Upper Tier Drying Rack 9-1/4" x 18" in Natural Golden Bamboo
DR-09-U-GR	Upper Tier Drying Rack 9-1/4" x 18" in Exclusive Gray Resin
DR-09-U-GT	Upper Tier Drying Rack 9-1/4" x 18" in Graphite Wood Composite
DR-09-U-WA	Upper Tier Drying Rack 9-1/4" x 18" in American Black Walnut
DR-09-U-WH	Upper Tier Drying Rack 9-1/4" x 18" in Designer White Resin
DR-12-L-BA	Lower Tier Drying Rack 12-1/4" x 17" in Natural Golden Bamboo
DR-12-L-GR	Lower Tier Drying Rack 12-1/4" x 17" in Exclusive Gray Resin
DR-12-L-GT	Lower Tier Drying Rack 12-1/4" x 17" in Graphite Wood Composite
DR-12-L-WA	Lower Tier Drying Rack 12-1/4" x 17" in American Black Walnut
DR-12-L-WH	Lower Tier Drying Rack 12-1/4" x 17" in Designer White Resin
DR-12-U-BA	Upper Tier Drying Rack 12-1/4" x 18" in Natural Golden Bamboo
DR-12-U-GR	Upper Tier Drying Rack 12-1/4" x 18" in Exclusive Gray Resin
DR-12-U-GT	Upper Tier Drying Rack 12-1/4" x 18" in Graphite Wood Composite
DR-12-U-WA	Upper Tier Drying Rack 12-1/4" x 18" in American Black Walnut
DR-12-U-WH	Upper Tier Drying Rack 12-1/4" x 18" in Designer White Resin
DR-17-D-BA	Dual Tier Drying Rack 17" x 18" in Natural Golden Bamboo
DR-17-D-GR	Dual Tier Drying Rack 17" x 18" in Exclusive Gray Resin
DR-17-D-GT	Dual Tier Drying Rack 17" x 18" in Graphite Wood Composite

Product Index

Sorted by product code

Product Index

Sorted by product code

Product Index

Product code	Description
DR-17-D-WA	Dual Tier Drying Rack 17" x 18" in American Black Walnut
DR-17-D-WH	Dual Tier Drying Rack 17" x 18" in Designer White Resin
DR-18-D-BA	Dual Tier Drying Rack 18" x 17" in Natural Golden Bamboo
DR-18-D-GR	Dual Tier Drying Rack 18" x 17" in Exclusive Gray Resin
DR-18-D-GT	Dual Tier Drying Rack 18" x 17" in Graphite Wood Composite
DR-18-D-WA	Dual Tier Drying Rack 18" x 17" in American Black Walnut
DR-18-D-WH	Dual Tier Drying Rack 18" x 17" in Designer White Resin
DS-12-C-SS	DryDock. 12" only - Center Drain
DS-12-N-SS	DryDock. 12" only - Non-drain Side
DS-12-S-SS	DryDock. 12" only - Drain Side
DS-18-C-SS	DryDock. 18" only - Center Drain
DS-18-N-SS	DryDock. 18" only - Non-drain Side
DS-18-S-SS	DryDock. 18" only - Drain Side
EKT-4T-BA	Entertainment Kit including Four Tools in Natural Golden Bamboo
EKT-4T-GR	Entertainment Kit including Four Tools in Exclusive Gray Resin
EKT-4T-GT	Entertainment Kit including Four Tools in Graphite Wood Composite
EKT-4T-WA	Entertainment Kit including Four Tools in American Black Walnut
EKT-4T-WH	Entertainment Kit including Four Tools in Designer White Resin
G-DRN-MSS	3-in-1 Garbage Disposal Flange with Strainer Basket 3-1/2" in Angel Finish Stainless Steel
H-DRN-MSS	HydroStation™ 2" Drain & Plate in Angel Finish Stainless Steel
HFO-D-BSS	Ideal Hot & Cold Tap in PVD Satin Black Stainless Steel
HFO-D-GSS	Ideal Hot & Cold Tap in PVD Gun Metal Gray™ Stainless Steel
HFO-D-MSS	Ideal Hot & Cold Tap in Matte Stainless Steel
HFO-D-PSS	Ideal Hot & Cold Tap in Polished Stainless Steel
HFO-D-RSS	Ideal Hot & Cold Tap in PVD Polished Rose Gold Stainless Steel
HFO-D-YSS	Ideal Hot & Cold Tap in PVD Brushed Gold Stainless Steel
HP-7X7-BA	HydroPlate 7" x 7" with Wedge Wire Grate 4" x 4" in Natural Golden Bamboo
HP-7X7-GR	HydroPlate 7" x 7" with Wedge Wire Grate 4" x 4" in Exclusive Gray Resin
HP-7X7-GT	HydroPlate 7" x 7" with Wedge Wire Grate 4" x 4" in Graphite Wood Composite
HP-7X7-WA	HydroPlate 7" x 7" with Wedge Wire Grate 4" x 4" in American Black Walnut
HP-7X7-WH	HydroPlate 7" x 7" with Wedge Wire Grate 4" x 4" in Designer White Resin
HS-13-U-AL	Upper Tier Half Sheet Pan 13" x 18" in Corrugated Aluminum
HSO-1-V-SS	Basin Portion of IHS in Angel Finish 316L Stainless Steel
HSO-1-V-TT-SS	Basin Portion of IHS TT in Angel Finish 316L Stainless Steel
IAG-1-BSS	Ideal Air Gap in PVD Satin Black Stainless Steel
IAG-1-GSS	Ideal Air Gap in PVD Gun Metal Gray™ Stainless Steel
IAG-1-MSS	Ideal Air Gap in Matte Stainless Steel
IAG-1-PSS	Ideal Air Gap in Polished Stainless Steel
IAG-1-RSS	Ideal Air Gap in PVD Polished Rose Gold Stainless Steel
IAG-1-YSS	Ideal Air Gap in PVD Brushed Gold Stainless Steel
IBS-18-C-BA	Ideal BarStation. 18 with Three Tool Bar Kit in Natural Golden Bamboo
IBS-18-C-GR	Ideal BarStation. 18 with Three Tool Bar Kit in Exclusive Gray Resin
IBS-18-C-GT	Ideal BarStation. 18 with Three Tool Bar Kit in Graphite Wood Composite
IBS-18-C-WA	Ideal BarStation. 18 with Three Tool Bar Kit in American Black Walnut
IBS-18-C-WH	Ideal BarStation. 18 with Three Tool Bar Kit in Designer White Resin
IBS-18-C-TT-BA	Ideal ThinTop™ BarStation. 18 with Three Tool Bar Kit in Natural Golden Bamboo
IBS-18-C-TT-GR	Ideal ThinTop™ BarStation. 18 with Three Tool Bar Kit in Exclusive Gray Resin
IBS-18-C-TT-GT	Ideal ThinTop™ BarStation. 18 with Three Tool Bar Kit in Graphite Wood Composite
IBS-18-C-TT-WA	Ideal ThinTop™ BarStation. 18 with Three Tool Bar Kit in American Black Walnut
IBS-18-C-TT-WH	Ideal ThinTop™ BarStation. 18 with Three Tool Bar Kit in Designer White Resin
IBS-2-C-BA	Ideal BarStation. 2 with Three Tool Bar Kit in Natural Golden Bamboo
IBS-2-C-GR	Ideal BarStation. 2 with Three Tool Bar Kit in Exclusive Gray Resin
IBS-2-C-GT	Ideal BarStation. 2 with Three Tool Bar Kit in Graphite Wood Composite
IBS-2-C-WA	Ideal BarStation. 2 with Three Tool Bar Kit in American Black Walnut
IBS-2-C-WH	Ideal BarStation. 2 with Three Tool Bar Kit in Designer White Resin
IBT-D-BSS-EF	Ideal BarTap. Eco Flow in PVD Satin Black Stainless Steel
IBT-D-BSS-HF	Ideal BarTap. High Flow in PVD Satin Black Stainless Steel
IBT-D-GSS-EF	Ideal BarTap. Eco Flow in PVD Gun Metal Gray™ Stainless Steel
IBT-D-GSS-HF	Ideal BarTap. High Flow in PVD Gun Metal Gray™ Stainless Steel
IBT-D-MSS-EF	Ideal BarTap. Eco Flow in Matte Stainless Steel
IBT-D-MSS-HF	Ideal BarTap. High Flow in Matte Stainless Steel
IBT-D-PSS-EF	Ideal BarTap. Eco Flow in Polished Stainless Steel
IBT-D-PSS-HF	Ideal BarTap. High Flow in Polished Stainless Steel
IBT-D-RSS-EF	Ideal BarTap. Eco Flow in PVD Polished Rose Gold Stainless Steel
IBT-D-RSS-HF	Ideal BarTap. High Flow in PVD Polished Rose Gold Stainless Steel
IBT-D-YSS-EF	Ideal BarTap. Eco Flow in PVD Brushed Gold Stainless Steel
IBT-D-YSS-HF	Ideal BarTap. High Flow in PVD Brushed Gold Stainless Steel
IBTF-D-BSS-EF	Ideal BarTap. Eco Flow in PVD Satin Black Stainless Steel and Water Filtration System
IBTF-D-BSS-HF	Ideal BarTap. High Flow in PVD Satin Black Stainless Steel and Water Filtration System
IBTF-D-GSS-EF	Ideal BarTap. Eco Flow in PVD Gun Metal Gray™ Stainless Steel and Water Filtration System
IBTF-D-GSS-HF	Ideal BarTap. High Flow in PVD Gun Metal Gray™ Stainless Steel and Water Filtration System
IBTF-D-MSS-EF	Ideal BarTap. Eco Flow in Matte Stainless Steel and Water Filtration System
IBTF-D-MSS-HF	Ideal BarTap. High Flow in Matte Stainless Steel and Water Filtration System
IBTF-D-PSS-EF	Ideal BarTap. Eco Flow in Polished Stainless Steel and Water Filtration System
IBTF-D-PSS-HF	Ideal BarTap. High Flow in Polished Stainless Steel and Water Filtration System
IBTF-D-RSS-EF	Ideal BarTap. Eco Flow in PVD Polished Rose Gold Stainless Steel and Water Filtration System

Product Index

Product code	Description
IBTF-D-RSS-HF	Ideal BarTap. High Flow in PVD Polished Rose Gold Stainless Steel and Water Filtration System
IBTF-D-YSS-EF	Ideal BarTap. Eco Flow in PVD Brushed Gold Stainless Steel and Water Filtration System
IBTF-D-YSS-HF	Ideal BarTap. High Flow in PVD Brushed Gold Stainless Steel and Water Filtration System
IDS-1-BSS	Ideal Deck Switch in PVD Satin Black Stainless Steel
IDS-1-GSS	Ideal Deck Switch in PVD Gun Metal Gray™ Stainless Steel
IDS-1-MSS	Ideal Deck Switch in Matte Stainless Steel
IDS-1-PSS	Ideal Deck Switch in Polished Stainless Steel
IDS-1-RSS	Ideal Deck Switch in PVD Polished Rose Gold Stainless Steel
IDS-1-YSS	Ideal Deck Switch in PVD Brushed Gold Stainless Steel
IHC-1-BSS	Ideal Hole Cover in PVD Satin Black Stainless Steel
IHC-1-GSS	Ideal Hole Cover in PVD Gun Metal Gray™ Stainless Steel
IHC-1-MSS	Ideal Hole Cover in Matte Stainless Steel
IHC-1-PSS	Ideal Hole Cover in Polished Stainless Steel
IHC-1-RSS	Ideal Hole Cover in PVD Polished Rose Gold Stainless Steel
IHC-1-YSS	Ideal Hole Cover in PVD Brushed Gold Stainless Steel
IHS-1-V-BA	Ideal HydroStation™ with HydroPlate in Natural Golden Bamboo
IHS-1-V-GR	Ideal HydroStation™ with HydroPlate in Exclusive Gray Resin
IHS-1-V-GT	Ideal HydroStation™ with HydroPlate in Graphite Wood Composite
IHS-1-V-WA	Ideal HydroStation™ with HydroPlate in American Black Walnut
IHS-1-V-WH	Ideal HydroStation™ with HydroPlate in Designer White Resin
IHS-1-V-TT-BA	Ideal ThinTop™ HydroStation™ with HydroPlate in Natural Golden Bamboo
IHS-1-V-TT-GR	Ideal ThinTop™ HydroStation™ with HydroPlate in Exclusive Gray Resin
IHS-1-V-TT-GT	Ideal ThinTop™ HydroStation™ with HydroPlate in Graphite Wood Composite
IHS-1-V-TT-WA	Ideal ThinTop™ HydroStation™ with HydroPlate in American Black Walnut
IHS-1-V-TT-WH	Ideal ThinTop™ HydroStation™ with HydroPlate in Designer White Resin
IHT-D-BSS	Ideal Hot & Cold Tap in PVD Satin Black Stainless Steel and Ideal Digital Hot Water Tank™
IHT-D-GSS	Ideal Hot & Cold Tap in PVD Gun Metal Gray™ Stainless Steel and Ideal Digital Hot Water Tank™
IHT-D-MSS	Ideal Hot & Cold Tap in Matte Stainless Steel and Ideal Digital Hot Water Tank™
IHT-D-PSS	Ideal Hot & Cold Tap in Polished Stainless Steel and Ideal Digital Hot Water Tank™
IHT-D-RSS	Ideal Hot & Cold Tap in PVD Polished Rose Gold Stainless Steel and Ideal Digital Hot Water Tank™
IHT-D-YSS	Ideal Hot & Cold Tap in PVD Brushed Gold Stainless Steel and Ideal Digital Hot Water Tank™
IHTF-D-BSS	Ideal Hot & Cold Tap in PVD Satin Black Stainless Steel, Ideal Digital Hot Water Tank™ and Water Filtration System
IHTF-D-GSS	Ideal Hot & Cold Tap in PVD Gun Metal Gray™ Stainless Steel, Ideal Digital Hot Water Tank™ and Water Filtration System
IHTF-D-MSS	Ideal Hot & Cold Tap in Matte Stainless Steel, Ideal Digital Hot Water Tank™ and Water Filtration System
IHTF-D-PSS	Ideal Hot & Cold Tap in Polished Stainless Steel, Ideal Digital Hot Water Tank™ and Water Filtration System
IHTF-D-RSS	Ideal Hot & Cold Tap in PVD Polished Rose Gold Stainless Steel, Ideal Digital Hot Water Tank™ and Water Filtration System
IHTF-D-YSS	Ideal Hot & Cold Tap in PVD Brushed Gold Stainless Steel, Ideal Digital Hot Water Tank™ and Water Filtration System
IPT-D-BSS	Ideal Pot Filler Tap in PVD Satin Black Stainless Steel
IPT-D-GSS	Ideal Pot Filler Tap in PVD Gun Metal Gray™ Stainless Steel
IPT-D-MSS	Ideal Pot Filler Tap in Matte Stainless Steel
IPT-D-PSS	Ideal Pot Filler Tap in Polished Stainless Steel
IPT-D-RSS	Ideal Pot Filler Tap in PVD Polished Rose Gold Stainless Steel
IPT-D-YSS	Ideal Pot Filler Tap in PVD Brushed Gold Stainless Steel
IPTF-D-BSS	Ideal Pot Filler Tap in PVD Satin Black Stainless Steel and Water Filtration System
IPTF-D-GSS	Ideal Pot Filler Tap in PVD Gun Metal Gray™ Stainless Steel and Water Filtration System
IPTF-D-MSS	Ideal Pot Filler Tap in Matte Stainless Steel and Water Filtration System
IPTF-D-PSS	Ideal Pot Filler Tap in Polished Stainless Steel and Water Filtration System
IPTF-D-RSS	Ideal Pot Filler Tap in PVD Polished Rose Gold Stainless Steel and Water Filtration System
IPTF-D-YSS	Ideal Pot Filler Tap in PVD Brushed Gold Stainless Steel and Water Filtration System
ISD-1-BSS	Ideal Soap Dispenser in PVD Satin Black Stainless Steel
ISD-1-GSS	Ideal Soap Dispenser in PVD Gun Metal Gray™ Finish Stainless Steel
ISD-1-MSS	Ideal Soap Dispenser in Matte Finish Stainless Steel
ISD-1-PSS	Ideal Soap Dispenser in Polished Stainless Steel
ISD-1-RSS	Ideal Soap Dispenser in PVD Polished Rose Gold Stainless Steel
ISD-1-YSS	Ideal Soap Dispenser in PVD Brushed Gold Stainless Steel
IWA-2-C-BA	Ideal WashStation™ 2C with Four Tool Wash Kit in Natural Golden Bamboo / Exclusive Gray Resin+
IWA-2-C-GR	Ideal WashStation™ 2C with Four Tool Wash Kit in Exclusive Gray Resin / Resin+
IWA-2-C-GT	Ideal WashStation™ 2C with Four Tool Wash Kit in Graphite Wood Composite / Graphite Resin+
IWA-2-C-WA	Ideal WashStation™ 2C with Four Tool Wash Kit in American Black Walnut / Graphite Resin+
IWA-2-C-WH	Ideal WashStation™ 2C with Four Tool Wash Kit in Designer White Resin / Resin+
IWA-30-S-DD-12-S-BA	Ideal WashStation™ 30S + 12" DryDock. Drain Side, Four Tool Wash Kit, One DryDock Tool in Natural Golden Bamboo / Gray Resin+
IWA-30-S-DD-12-S-GR	Ideal WashStation™ 30S + 12" DryDock. Drain Side, Four Tool Wash Kit, One DryDock Tool in Exclusive Gray Resin / Resin+
IWA-30-S-DD-12-S-GT	Ideal WashStation™ 30S + 12" DryDock. Drain Side, Four Tool Wash Kit, One DryDock Tool in Graphite Wood Composite / Resin+
IWA-30-S-DD-12-S-WA	Ideal WashStation™ 30S + 12" DryDock. Drain Side, Four Tool Wash Kit, One DryDock Tool in American Black Walnut / Graphite Resin+
IWA-30-S-DD-12-S-WH	Ideal WashStation™ 30S + 12" DryDock. Drain Side, Four Tool Wash Kit, One DryDock Tool in Designer White Resin / Resin+
IWA-30-S-DD-18-S-BA	Ideal WashStation™ 30S + 18" DryDock. Drain Side, Four Tool Wash Kit, One DryDock Tool in Natural Golden Bamboo / Gray Resin+
IWA-30-S-DD-18-S-GR	Ideal WashStation™ 30S + 18" DryDock. Drain Side, Four Tool Wash Kit, One DryDock Tool in Exclusive Gray Resin / Resin+
IWA-30-S-DD-18-S-GT	Ideal WashStation™ 30S + 18" DryDock. Drain Side, Four Tool Wash Kit, One DryDock Tool in Graphite Wood Composite / Resin+
IWA-30-S-DD-18-S-WA	Ideal WashStation™ 30S + 18" DryDock. Drain Side, Four Tool Wash Kit, One DryDock Tool in American Black Walnut / Graphite Resin+
IWA-30-S-DD-18-S-WH	Ideal WashStation™ 30S + 18" DryDock. Drain Side, Four Tool Wash Kit, One DryDock Tool in Designer White Resin / Resin+
IWA-30-S-BA	Ideal WashStation™ 30S with Four Tool Wash Kit in Natural Golden Bamboo / Exclusive Gray Resin+
IWA-30-S-GR	Ideal WashStation™ 30S with Four Tool Wash Kit in Exclusive Gray Resin / Resin+
IWA-30-S-GT	Ideal WashStation™ 30S with Four Tool Wash Kit in Graphite Wood Composite / Graphite Resin+
IWA-30-S-WA	Ideal WashStation™ 30S with Four Tool Wash Kit in American Black Walnut / Graphite Resin+
IWA-30-S-WH	Ideal WashStation™ 30S with Four Tool Wash Kit in Designer White Resin / Resin+
IWA-3-S-DD-12-S-BA	Ideal WashStation™ 3S + 12" DryDock. Drain Side, Four Tool Wash Kit, One DryDock Tool in Natural Golden Bamboo / Gray Resin+

Product Index

Sorted by product code

[illegible]

Product Index

Sorted by product code

[illegible]

Product Index

Sorted by product code

Product code	Description
IWS-5-S-TT-GT	Ideal ThinTop™ Workstation 5S with Eight Tool Culinary Kit in Graphite Wood Composite
IWS-5-S-TT-WA	Ideal ThinTop™ Workstation 5S with Eight Tool Culinary Kit in American Black Walnut
IWS-5-S-TT-WH	Ideal ThinTop™ Workstation 5S with Eight Tool Culinary Kit in Designer White Resin
IWS-6-S-BA	Ideal Workstation 6S with Eight Tool Culinary Kit in Natural Golden Bamboo
IWS-6-S-GR	Ideal Workstation 6S with Eight Tool Culinary Kit in Exclusive Gray Resin
IWS-6-S-GT	Ideal Workstation 6S with Eight Tool Culinary Kit in Graphite Wood Composite
IWS-6-S-WA	Ideal Workstation 6S with Eight Tool Culinary Kit in American Black Walnut
IWS-6-S-WH	Ideal Workstation 6S with Eight Tool Culinary Kit in Designer White Resin
IWS-7-S-BA	Ideal Workstation 7S with Eight Tool Culinary Kit in Natural Golden Bamboo
IWS-7-S-GR	Ideal Workstation 7S with Eight Tool Culinary Kit in Exclusive Gray Resin
IWS-7-S-GT	Ideal Workstation 7S with Eight Tool Culinary Kit in Graphite Wood Composite
IWS-7-S-WA	Ideal Workstation 7S with Eight Tool Culinary Kit in American Black Walnut
IWS-7-S-WH	Ideal Workstation 7S with Eight Tool Culinary Kit in Designer White Resin
IWT-D-BSS-EF	Ideal Tap Eco Flow in PVD Satin Black Stainless Steel
IWT-D-BSS-HF	Ideal Tap High Flow in PVD Satin Black Stainless Steel
IWT-D-GSS-EF	Ideal Tap Eco Flow in PVD Gun Metal Gray™ Stainless Steel
IWT-D-GSS-HF	Ideal Tap High Flow in PVD Gun Metal Gray™ Stainless Steel
IWT-D-MSS-EF	Ideal Tap Eco Flow in Matte Stainless Steel
IWT-D-MSS-HF	Ideal Tap High Flow in Matte Stainless Steel
IWT-D-PSS-EF	Ideal Tap Eco Flow in Polished Stainless Steel
IWT-D-PSS-HF	Ideal Tap High Flow in Polished Stainless Steel
IWT-D-RSS-EF	Ideal Tap Eco Flow in PVD Polished Rose Gold Stainless Steel
IWT-D-RSS-HF	Ideal Tap High Flow in PVD Polished Rose Gold Stainless Steel
IWT-D-YSS-EF	Ideal Tap Eco Flow in PVD Brushed Gold Stainless Steel
IWT-D-YSS-HF	Ideal Tap High Flow in PVD Brushed Gold Stainless Steel
IWTF-D-BSS-EF	Ideal Tap Eco Flow in PVD Satin Black Stainless Steel and Water Filtration System
IWTF-D-BSS-HF	Ideal Tap High Flow in PVD Satin Black Stainless Steel and Water Filtration System
IWTF-D-GSS-EF	Ideal Tap Eco Flow in PVD Gun Metal Gray™ Stainless Steel and Water Filtration System
IWTF-D-GSS-HF	Ideal Tap High Flow in PVD Gun Metal Gray™ Stainless Steel and Water Filtration System
IWTF-D-MSS-EF	Ideal Tap Eco Flow in Matte Stainless Steel and Water Filtration System
IWTF-D-MSS-HF	Ideal Tap High Flow in Matte Stainless Steel and Water Filtration System
IWTF-D-PSS-EF	Ideal Tap Eco Flow in Polished Stainless Steel and Water Filtration System
IWTF-D-PSS-HF	Ideal Tap High Flow in Polished Stainless Steel and Water Filtration System
IWTF-D-RSS-EF	Ideal Tap Eco Flow in PVD Polished Rose Gold Stainless Steel and Water Filtration System
IWTF-D-RSS-HF	Ideal Tap High Flow in PVD Polished Rose Gold Stainless Steel and Water Filtration System
IWTF-D-YSS-EF	Ideal Tap Eco Flow in PVD Brushed Gold Stainless Steel and Water Filtration System
IWTF-D-YSS-HF	Ideal Tap High Flow in PVD Brushed Gold Stainless Steel and Water Filtration System
IWW-4-D-BA	Ideal Work&WashStation™ 4D with Five Tool Culinary Kit and Four Tool Wash Kit in Natural Golden Bamboo / Exclusive Gray Resin+
IWW-4-D-GR	Ideal Work&WashStation™ 4D with Five Tool Culinary Kit and Four Tool Wash Kit in Exclusive Gray Resin / Resin+
IWW-4-D-GT	Ideal Work&WashStation™ 4D with Five Tool Culinary Kit and Four Tool Wash Kit in Graphite Wood Composite / Graphite Resin+
IWW-4-D-WA	Ideal Work&WashStation™ 4D with Five Tool Culinary Kit and Four Tool Wash Kit in American Black Walnut / Graphite Resin+
IWW-4-D-WH	Ideal Work&WashStation™ 4D with Five Tool Culinary Kit and Four Tool Wash Kit in Designer White Resin / Resin+
IWW-5-D-BA	Ideal Work&WashStation™ 5D with Five Tool Culinary Kit and Four Tool Wash Kit in Natural Golden Bamboo / Exclusive Gray Resin+
IWW-5-D-GR	Ideal Work&WashStation™ 5D with Five Tool Culinary Kit and Four Tool Wash Kit in Exclusive Gray Resin / Resin+
IWW-5-D-GT	Ideal Work&WashStation™ 5D with Five Tool Culinary Kit and Four Tool Wash Kit in Graphite Wood Composite / Graphite Resin+
IWW-5-D-WA	Ideal Work&WashStation™ 5D with Five Tool Culinary Kit and Four Tool Wash Kit in American Black Walnut / Graphite Resin+
IWW-5-D-WH	Ideal Work&WashStation™ 5D with Five Tool Culinary Kit and Four Tool Wash Kit in Designer White Resin / Resin+
IWW-6-D-BA	Ideal Work&WashStation™ 6D with Five Tool Culinary Kit and Four Tool Wash Kit in Natural Golden Bamboo / Exclusive Gray Resin+
IWW-6-D-GR	Ideal Work&WashStation™ 6D with Five Tool Culinary Kit and Four Tool Wash Kit in Exclusive Gray Resin / Resin+
IWW-6-D-GT	Ideal Work&WashStation™ 6D with Five Tool Culinary Kit and Four Tool Wash Kit in Graphite Wood Composite / Graphite Resin+
IWW-6-D-WA	Ideal Work&WashStation™ 6D with Five Tool Culinary Kit and Four Tool Wash Kit in American Black Walnut / Graphite Resin+
IWW-6-D-WH	Ideal Work&WashStation™ 6D with Five Tool Culinary Kit and Four Tool Wash Kit in Designer White Resin / Resin+
IWW-7-D-BA	Ideal Work&WashStation™ 7D with Eight Tool Culinary Kit and Four Tool Wash Kit in Natural Golden Bamboo / Exclusive Gray Resin+
IWW-7-D-GR	Ideal Work&WashStation™ 7D with Eight Tool Culinary Kit and Four Tool Wash Kit in Exclusive Gray Resin / Resin+
IWW-7-D-GT	Ideal Work&WashStation™ 7D with Eight Tool Culinary Kit and Four Tool Wash Kit in Graphite Wood Composite / Graphite Resin+
IWW-7-D-WA	Ideal Work&WashStation™ 7D with Eight Tool Culinary Kit and Four Tool Wash Kit in American Black Walnut / Graphite Resin+
IWW-7-D-WH	Ideal Work&WashStation™ 7D with Eight Tool Culinary Kit and Four Tool Wash Kit in Designer White Resin / Resin+
KB-03-C-BA	Countertop Recessed Magnetic Knife Block in Natural Golden Bamboo
KB-03-C-GT	Countertop Recessed Magnetic Knife Block in Graphite Wood Composite
KB-03-C-WA	Countertop Recessed Magnetic Knife Block in American Black Walnut
KSO-18-C-SS	Basin Portion of IBS 18C in Angel Finish 316L Stainless Steel
KSO-18-C-TT-SS	Basin Portion of IBS 18C TT in Angel Finish 316L Stainless Steel
KSO-2-C-SS	Basin Portion of IWS 2C, IWA 2C, IBS 2C in Angel Finish 316L Stainless Steel
KSO-30-S-DS-12-S-SS	Basin Portion of IWS 30S + DD12, IWA 30S + DD12 in Angel Finish 316L Stainless Steel
KSO-30-S-DS-18-S-SS	Basin Portion of IWS 30S + DD18, IWA 30S + DD18 in Angel Finish 316L Stainless Steel
KSO-30-S-SS	Basin Portion of IWS 30S, IWA 30S in Angel Finish 316L Stainless Steel
KSO-3-S-DS-12-S-SS	Basin Portion of IWS 3S + DD12, IWA 3S + DD12 in Angel Finish 316L Stainless Steel
KSO-3-S-DS-12-S-TT-SS	Basin Portion of IWS 3S + DD12 TT, IWA 3S + DD12 TT in Angel Finish 316L Stainless Steel
KSO-3-S-DS-18-S-SS	Basin Portion of IWS 3S + DD18, IWA 3S + DD18 in Angel Finish 316L Stainless Steel
KSO-3-S-SS	Basin Portion of IWS 3S, IWA 3S in Angel Finish 316L Stainless Steel
KSO-3-S-TT-SS	Basin Portion of IWA 3S TT in Angel Finish 316L Stainless Steel
KSO-3X4-C-SS	Basin Portion of IWS 3X4C, IWA 3X4C in Angel Finish 316L Stainless Steel
KSO-4-D-SS	Basin Portion of IWA 4D, IWW 4D in Angel Finish 316L Stainless Steel
KSO-4-S-DS-12-S-SS	Basin Portion of IWS 4S + DD12, IWA 4S + DD12 in Angel Finish 316L Stainless Steel
KSO-4-S-DS-18-S-SS	Basin Portion of IWS 4S + DD18, IWA 4S + DD18 in Angel Finish 316L Stainless Steel
KSO-4-S-SS	Basin Portion of IWS 4S, IWA 4S in Angel Finish 316L Stainless Steel

Product Index

Sorted by product code

Product code	Description
KSO-4-S-TT-SS	Basin Portion of IWS 4S TT, IWA 4S TT in Angel Finish 316L Stainless Steel
KSO-4X3-C-SS	Basin Portion of IWS 4X3C, IWA 4X3C in Angel Finish 316L Stainless Steel
KSO-4X4-C-SS	Basin Portion of IWS 4X4C, IWA 4X4C in Angel Finish 316L Stainless Steel
KSO-5-D-SS	Basin Portion of IWW 5D in Angel Finish 316L Stainless Steel
KSO-5-S-SS	Basin Portion of IWS 5S in Angel Finish 316L Stainless Steel
KSO-5-S-TT-SS	Basin Portion of IWS 5S TT in Angel Finish 316L Stainless Steel
KSO-6-D-SS	Basin Portion of IWW 6D in Angel Finish 316L Stainless Steel
KSO-6-S-SS	Basin Portion of IWS 6S in Angel Finish 316L Stainless Steel
KSO-7-D-SS	Basin Portion of IWW 7D in Angel Finish 316L Stainless Steel
KSO-7-S-SS	Basin Portion of IWS 7S in Angel Finish 316L Stainless Steel
LKT-3T-BA	Corner Kit including Three Tools in Natural Golden Bamboo
LKT-3T-GR	Corner Kit including Three Tools in Exclusive Gray Resin
LKT-3T-GT	Corner Kit including Three Tools in Graphite Wood Composite
LKT-3T-WA	Corner Kit including Three Tools in American Black Walnut
LKT-3T-WH	Corner Kit including Three Tools in Designer White Resin
M-DRN-MSS	Manual Strainer Basket 3-1/2" in Angel Finish Stainless Steel
MG-05-0-SS	Mini Grate Only for Utensil Caddy 4-1/2" x 4-1/2" in Stainless Steel
OKT-5T-GR	Outdoor Kit including Five Tools in Exclusive Gray Resin
OKT-5T-GT	Outdoor Kit including Five Tools in Graphite Wood Composite
OKT-5T-WH	Outdoor Kit including Five Tools in Designer White Resin
P1-12-L-ADA-BA	Lower Tier ADA Platform Only 12-1/4" x 17" for ADA Mixing Bowl 11" and Colander 11" in Natural Golden Bamboo
P1-12-L-BA	Lower Tier Platform Only 12-1/4" x 17" for Mixing Bowl 11" and Colander 11" in Natural Golden Bamboo
P1-12-L-ADA-GR	Lower Tier ADA Platform Only 12-1/4" x 17" for ADA Mixing Bowl 11" and Colander 11" in Exclusive Gray Resin
P1-12-L-GR	Lower Tier Platform Only 12-1/4" x 17" for Mixing Bowl 11" and Colander 11" in Exclusive Gray Resin
P1-12-L-ADA-GT	Lower Tier ADA Platform Only 12-1/4" x 17" for ADA Mixing Bowl 11" and Colander 11" in Graphite Wood Composite
P1-12-L-GT	Lower Tier Platform Only 12-1/4" x 17" for Mixing Bowl 11" and Colander 11" in Graphite Wood Composite
P1-12-L-ADA-WA	Lower Tier ADA Platform Only 12-1/4" x 17" for ADA Mixing Bowl 11" and Colander 11" in American Black Walnut
P1-12-L-WA	Lower Tier Platform Only 12-1/4" x 17" for Mixing Bowl 11" and Colander 11" in American Black Walnut
P1-12-L-ADA-WH	Lower Tier ADA Platform Only 12-1/4" x 17" for ADA Mixing Bowl 11" and Colander 11" in Designer White Resin
P1-12-L-WH	Lower Tier Platform Only 12-1/4" x 17" for Mixing Bowl 11" and Colander 11" in Designer White Resin
P2-17-D-ADA-BA	Dual Tier ADA Platform Only 17" x 18" for ADA Mixing Bowl 11" and Colander 11" in Natural Golden Bamboo
P2-17-D-BA	Dual Tier Platform Only 17" x 18" for Mixing Bowl 11" and Colander 11" in Natural Golden Bamboo
P2-17-D-ADA-GR	Dual Tier ADA Platform Only 17" x 18" for ADA Mixing Bowl 11" and Colander 11" in Exclusive Gray Resin
P2-17-D-GR	Dual Tier Platform Only 17" x 18" for Mixing Bowl 11" and Colander 11" in Exclusive Gray Resin
P2-17-D-ADA-GT	Dual Tier ADA Platform Only 17" x 18" for ADA Mixing Bowl 11" and Colander 11" in Graphite Wood Composite
P2-17-D-GT	Dual Tier Platform Only 17" x 18" for Mixing Bowl 11" and Colander 11" in Graphite Wood Composite
P2-17-D-ADA-WA	Dual Tier ADA Platform Only 17" x 18" for ADA Mixing Bowl 11" and Colander 11" in American Black Walnut
P2-17-D-WA	Dual Tier Platform Only 17" x 18" for Mixing Bowl 11" and Colander 11" in American Black Walnut
P2-17-D-ADA-WH	Dual Tier ADA Platform Only 17" x 18" for ADA Mixing Bowl 11" and Colander 11" in Designer White Resin
P2-17-D-WH	Dual Tier Platform Only 17" x 18" for Mixing Bowl 11" and Colander 11" in Designer White Resin
P3-17-D-BA	Dual Tier Platform Only for Wash & Serve Set 17" x 18" in Natural Golden Bamboo
P3-17-D-GR	Dual Tier Platform Only for Wash & Serve Set 17" x 18" in Exclusive Gray Resin
P3-17-D-GT	Dual Tier Platform Only for Wash & Serve Set 17" x 18" in Graphite Wood Composite
P3-17-D-WA	Dual Tier Platform Only for Wash & Serve Set 17" x 18" in American Black Walnut
P3-17-D-WH	Dual Tier Platform Only for Wash & Serve Set 17" x 18" in Designer White Resin
P4-17-C-BA	Lower Tier Corner Platform Only for Wash & Serve Set 17-1/2" x 17-1/2" in Natural Golden Bamboo
P4-17-C-GR	Lower Tier Corner Platform Only for Wash & Serve Set 17-1/2" x 17-1/2" in Exclusive Gray Resin
P4-17-C-GT	Lower Tier Corner Platform Only for Wash & Serve Set 17-1/2" x 17-1/2" in Graphite Wood Composite
P4-17-C-WA	Lower Tier Corner Platform Only for Wash & Serve Set 17-1/2" x 17-1/2" in American Black Walnut
P4-17-C-WH	Lower Tier Corner Platform Only for Wash & Serve Set 17-1/2" x 17-1/2" in Designer White Resin
P5-7X7-BA	HydroPlate Platform Only 7" x 7" in Natural Golden Bamboo
P5-7X7-GR	HydroPlate Platform Only 7" x 7" in Exclusive Gray Resin
P5-7X7-GT	HydroPlate Platform Only 7" x 7" in Graphite Wood Composite
P5-7X7-WA	HydroPlate Platform Only 7" x 7" in American Black Walnut
P5-7X7-WH	HydroPlate Platform Only 7" x 7" in Designer White Resin
PC-04-0-SS	Cylinder Only 4-1/2" for Utensil Caddy in Stainless Steel
P-DRN-CIT	Pop-up Basin Strainer & Stopper in Citrine
PFT-RO-SS	Ideal Pot Filler Tap Required Rough-in Part
RFC-79-HF	Replacement Cartridge for Water Filtration System
S1-06-U-BA	Upper Tier Garnish Board Platform Only 6" x 18" in Natural Golden Bamboo
S1-06-U-GR	Upper Tier Garnish Board Platform Only 6" x 18" in Exclusive Gray Resin
S1-06-U-GT	Upper Tier Garnish Board Platform Only 6" x 18" in Graphite Wood Composite
S1-06-U-WA	Upper Tier Garnish Board Platform Only 6" x 18" in American Black Walnut
S1-06-U-WH	Upper Tier Garnish Board Platform Only 6" x 18" in Designer White Resin
S2-17-D-BA	Dual Tier Serving Board Platform Only 17" x 18" in Natural Golden Bamboo
S2-17-D-GR	Dual Tier Serving Board Platform Only 17" x 18" in Exclusive Gray Resin
S2-17-D-GT	Dual Tier Serving Board Platform Only 17" x 18" in Graphite Wood Composite
S2-17-D-WA	Dual Tier Serving Board Platform Only 17" x 18" in American Black Walnut
S2-17-D-WH	Dual Tier Serving Board Platform Only 17" x 18" in Designer White Resin
S3-09-U-BA	Upper Tier Condiment Serving Board Platform Only 9" x 18" in Natural Golden Bamboo
S3-09-U-GR	Upper Tier Condiment Serving Board Platform Only 9" x 18" in Exclusive Gray Resin
S3-09-U-GT	Upper Tier Condiment Serving Board Platform Only 9" x 18" in Graphite Wood Composite
S3-09-U-WA	Upper Tier Condiment Serving Board Platform Only 9" x 18" in American Black Walnut
S3-09-U-WH	Upper Tier Condiment Serving Board Platform Only 9" x 18" in Designer White Resin
S4-06-U-BA	Upper Tier Utensil Caddy Board Platform Only 6" x 18" in Natural Golden Bamboo
S4-06-U-GR	Upper Tier Utensil Caddy Board Platform Only 6" x 18" in Exclusive Gray Resin

Product Index

Sorted by product code

Product Index

Sorted by product code

Product Index

Product code	Description
S4-06-U-GT	Upper Tier Utensil Caddy Board Platform Only 6" x 18" in Graphite Wood Composite
S4-06-U-WA	Upper Tier Utensil Caddy Board Platform Only 6" x 18" in American Black Walnut
S4-06-U-WH	Upper Tier Utensil Caddy Board Platform Only 6" x 18" in Designer White Resin
SB-06-U-BA	Upper Tier Garnish Board 6" x 18" with Four Stainless Steel Bowls 4" in Natural Golden Bamboo
SB-06-U-GR	Upper Tier Garnish Board 6" x 18" with Four Stainless Steel Bowls 4" in Exclusive Gray Resin
SB-06-U-GT	Upper Tier Garnish Board 6" x 18" with Four Stainless Steel Bowls 4" in Graphite Wood Composite
SB-06-U-WA	Upper Tier Garnish Board 6" x 18" with Four Stainless Steel Bowls 4" in American Black Walnut
SB-06-U-WH	Upper Tier Garnish Board 6" x 18" with Four Stainless Steel Bowls 4" in Designer White Resin
SB-09-U-BA	Upper Tier Condiment Serving Board 9" x 18" with Three Stainless Steel Containers and Lids in Natural Golden Bamboo
SB-09-U-GR	Upper Tier Condiment Serving Board 9" x 18" with Three Stainless Steel Containers and Lids in Exclusive Gray Resin
SB-09-U-GT	Upper Tier Condiment Serving Board 9" x 18" with Three Stainless Steel Containers and Lids in Graphite Wood Composite
SB-09-U-WA	Upper Tier Condiment Serving Board 9" x 18" with Three Stainless Steel Containers and Lids in American Black Walnut
SB-09-U-WH	Upper Tier Condiment Serving Board 9" x 18" with Three Stainless Steel Containers and Lids in Designer White Resin
SB-17-D-BA	Dual Tier Condiment Serving Board 17" x 18" with Six Stainless Steel Containers and Lids in Natural Golden Bamboo
SB-17-D-GR	Dual Tier Condiment Serving Board 17" x 18" with Six Stainless Steel Containers and Lids in Exclusive Gray Resin
SB-17-D-GT	Dual Tier Condiment Serving Board 17" x 18" with Six Stainless Steel Containers and Lids in Graphite Wood Composite
SB-17-D-WA	Dual Tier Condiment Serving Board 17" x 18" with Six Stainless Steel Containers and Lids in American Black Walnut
SB-17-D-WH	Dual Tier Condiment Serving Board 17" x 18" with Six Stainless Steel Containers and Lids in Designer White Resin
UC-06-U-BA	Upper Tier Utensil Caddy 6" x 18" with Mini Grate and Two Cylinders in Natural Golden Bamboo
UC-06-U-GR	Upper Tier Utensil Caddy 6" x 18" with Mini Grate and Two Cylinders in Exclusive Gray Resin
UC-06-U-GT	Upper Tier Utensil Caddy 6" x 18" with Mini Grate and Two Cylinders in Graphite Wood Composite
UC-06-U-WA	Upper Tier Utensil Caddy 6" x 18" with Mini Grate and Two Cylinders in American Black Walnut
UC-06-U-WH	Upper Tier Utensil Caddy 6" x 18" with Mini Grate and Two Cylinders in Designer White Resin
UD-06-I-BA	Upper Deck. 6" x 19" Section in Natural Golden Bamboo
UD-06-I-GR	Upper Deck. 6" x 19" Section in Exclusive Gray Resin
UD-06-I-GT	Upper Deck. 6" x 19" Section in Graphite Wood Composite
UD-06-I-WA	Upper Deck. 6" x 19" Section in American Black Walnut
UD-06-I-WH	Upper Deck. 6" x 19" Section in Designer White Resin
UD-09-I-BA	Upper Deck. 9" x 19" Section in Natural Golden Bamboo
UD-09-I-GR	Upper Deck. 9" x 19" Section in Exclusive Gray Resin
UD-09-I-GT	Upper Deck. 9" x 19" Section in Graphite Wood Composite
UD-09-I-WA	Upper Deck. 9" x 19" Section in American Black Walnut
UD-09-I-WH	Upper Deck. 9" x 19" Section in Designer White Resin
UD-1-1P-BA	Upper Deck. One Piece Set for IHS in Natural Golden Bamboo
UD-1-1P-GR	Upper Deck. One Piece Set for IHS in Exclusive Gray Resin
UD-1-1P-GT	Upper Deck. One Piece Set for IHS in Graphite Wood Composite
UD-1-1P-WA	Upper Deck. One Piece Set for IHS in American Black Walnut
UD-1-1P-WH	Upper Deck. One Piece Set for IHS in Designer White Resin
UD-12-I-BA	Upper Deck. 12" x 19" Section in Natural Golden Bamboo
UD-12-I-GR	Upper Deck. 12" x 19" Section in Exclusive Gray Resin
UD-12-I-GT	Upper Deck. 12" x 19" Section in Graphite Wood Composite
UD-12-I-WA	Upper Deck. 12" x 19" Section in American Black Walnut
UD-12-I-WH	Upper Deck. 12" x 19" Section in Designer White Resin
UD-18-2P-BA	Upper Deck. Two Piece Set for IBS 18C in Natural Golden Bamboo
UD-18-2P-GR	Upper Deck. Two Piece Set for IBS 18C in Exclusive Gray Resin
UD-18-2P-GT	Upper Deck. Two Piece Set for IBS 18C in Graphite Wood Composite
UD-18-2P-WA	Upper Deck. Two Piece Set for IBS 18C in American Black Walnut
UD-18-2P-WH	Upper Deck. Two Piece Set for IBS 18C in Designer White Resin
UD-18-I-BA	Upper Deck. 18" x 19" Section in Natural Golden Bamboo
UD-18-I-GR	Upper Deck. 18" x 19" Section in Exclusive Gray Resin
UD-18-I-GT	Upper Deck. 18" x 19" Section in Graphite Wood Composite
UD-18-I-WA	Upper Deck. 18" x 19" Section in American Black Walnut
UD-18-I-WH	Upper Deck. 18" x 19" Section in Designer White Resin
UD-2-2P-BA	Upper Deck. Two Piece Set for IWS 2C, IWA 2C, IBS 2C in Natural Golden Bamboo
UD-2-2P-GR	Upper Deck. Two Piece Set for IWS 2C, IWA 2C, IBS 2C in Exclusive Gray Resin
UD-2-2P-GT	Upper Deck. Two Piece Set for IWS 2C, IWA 2C, IBS 2C in Graphite Wood Composite
UD-2-2P-WA	Upper Deck. Two Piece Set for IWS 2C, IWA 2C, IBS 2C in American Black Walnut
UD-2-2P-WH	Upper Deck. Two Piece Set for IWS 2C, IWA 2C, IBS 2C in Designer White Resin
UD-20-C-I-BA	Upper Deck. 20" x 19" Section for Corner in Natural Golden Bamboo
UD-20-C-I-GR	Upper Deck. 20" x 19" Section for Corner in Exclusive Gray Resin
UD-20-C-I-GT	Upper Deck. 20" x 19" Section for Corner in Graphite Wood Composite
UD-20-C-I-WA	Upper Deck. 20" x 19" Section for Corner in American Black Walnut
UD-20-C-I-WH	Upper Deck. 20" x 19" Section for Corner in Designer White Resin
UD-24-I-BA	Upper Deck. 24" x 19" Section in Natural Golden Bamboo
UD-24-I-GR	Upper Deck. 24" x 19" Section in Exclusive Gray Resin
UD-24-I-GT	Upper Deck. 24" x 19" Section in Graphite Wood Composite
UD-24-I-WA	Upper Deck. 24" x 19" Section in American Black Walnut
UD-24-I-WH	Upper Deck. 24" x 19" Section in Designer White Resin
UD-30-12-3P-BA	Upper Deck. Three Piece Set for IWS 30S + DD12, IWA 30S + DD12 in Natural Golden Bamboo
UD-30-12-3P-GR	Upper Deck. Three Piece Set for IWS 30S + DD12, IWA 30S + DD12 in Exclusive Gray Resin
UD-30-12-3P-GT	Upper Deck. Three Piece Set for IWS 30S + DD12, IWA 30S + DD12 in Graphite Wood Composite
UD-30-12-3P-WA	Upper Deck. Three Piece Set for IWS 30S + DD12, IWA 30S + DD12 in American Black Walnut
UD-30-12-3P-WH	Upper Deck. Three Piece Set for IWS 30S + DD12, IWA 30S + DD12 in Designer White Resin
UD-30-18-3P-BA	Upper Deck. Three Piece Set for IWS 30S + DD18, IWA 30S + DD18 in Natural Golden Bamboo
UD-30-18-3P-GR	Upper Deck. Three Piece Set for IWS 30S + DD18, IWA 30S + DD18 in Exclusive Gray Resin
UD-30-18-3P-GT	Upper Deck. Three Piece Set for IWS 30S + DD18, IWA 30S + DD18 in Graphite Wood Composite

Product code	Description
UD-30-18-3P-WA	Upper Deck. Three Piece Set for IWS 30S + DD18, IWA 30S + DD18 in American Black Walnut
UD-30-18-3P-WH	Upper Deck. Three Piece Set for IWS 30S + DD18, IWA 30S + DD18 in Designer White Resin
UD-30-2P-BA	Upper Deck. Two Piece Set for IWS 30S, IWA 30S in Natural Golden Bamboo
UD-30-2P-GR	Upper Deck. Two Piece Set for IWS 30S, IWA 30S in Exclusive Gray Resin
UD-30-2P-GT	Upper Deck. Two Piece Set for IWS 30S, IWA 30S in Graphite Wood Composite
UD-30-2P-WA	Upper Deck. Two Piece Set for IWS 30S, IWA 30S in American Black Walnut
UD-30-2P-WH	Upper Deck. Two Piece Set for IWS 30S, IWA 30S in Designer White Resin
UD-3-12-3P-BA	Upper Deck. Three Piece Set for IWS 3S + DD12, IWA 3S + DD12 in Natural Golden Bamboo
UD-3-12-3P-GR	Upper Deck. Three Piece Set for IWS 3S + DD12, IWA 3S + DD12 in Exclusive Gray Resin
UD-3-12-3P-GT	Upper Deck. Three Piece Set for IWS 3S + DD12, IWA 3S + DD12 in Graphite Wood Composite
UD-3-12-3P-WA	Upper Deck. Three Piece Set for IWS 3S + DD12, IWA 3S + DD12 in American Black Walnut
UD-3-12-3P-WH	Upper Deck. Three Piece Set for IWS 3S + DD12, IWA 3S + DD12 in Designer White Resin
UD-3-18-3P-BA	Upper Deck. Three Piece Set for IWS 3S + DD18, IWA 3S + DD18 in Natural Golden Bamboo
UD-3-18-3P-GR	Upper Deck. Three Piece Set for IWS 3S + DD18, IWA 3S + DD18 in Exclusive Gray Resin
UD-3-18-3P-GT	Upper Deck. Three Piece Set for IWS 3S + DD18, IWA 3S + DD18 in Graphite Wood Composite
UD-3-18-3P-WA	Upper Deck. Three Piece Set for IWS 3S + DD18, IWA 3S + DD18 in American Black Walnut
UD-3-18-3P-WH	Upper Deck. Three Piece Set for IWS 3S + DD18, IWA 3S + DD18 in Designer White Resin
UD-3-2P-BA	Upper Deck. Two Piece Set for IWS 3S, IWA 3S in Natural Golden Bamboo
UD-3-2P-GR	Upper Deck. Two Piece Set for IWS 3S, IWA 3S in Exclusive Gray Resin
UD-3-2P-GT	Upper Deck. Two Piece Set for IWS 3S, IWA 3S in Graphite Wood Composite
UD-3-2P-WA	Upper Deck. Two Piece Set for IWS 3S, IWA 3S in American Black Walnut
UD-3-2P-WH	Upper Deck. Two Piece Set for IWS 3S, IWA 3S in Designer White Resin
UD-4-12-3P-BA	Upper Deck. Three Piece Set for IWS 4S + DD12, IWA 4S + DD12 in Natural Golden Bamboo
UD-4-12-3P-GR	Upper Deck. Three Piece Set for IWS 4S + DD12, IWA 4S + DD12 in Exclusive Gray Resin
UD-4-12-3P-GT	Upper Deck. Three Piece Set for IWS 4S + DD12, IWA 4S + DD12 in Graphite Wood Composite
UD-4-12-3P-WA	Upper Deck. Three Piece Set for IWS 4S + DD12, IWA 4S + DD12 in American Black Walnut
UD-4-12-3P-WH	Upper Deck. Three Piece Set for IWS 4S + DD12, IWA 4S + DD12 in Designer White Resin
UD-4-18-3P-BA	Upper Deck. Three Piece Set for IWS 4S + DD18, IWA 4S + DD18 in Natural Golden Bamboo
UD-4-18-3P-GR	Upper Deck. Three Piece Set for IWS 4S + DD18, IWA 4S + DD18 in Exclusive Gray Resin
UD-4-18-3P-GT	Upper Deck. Three Piece Set for IWS 4S + DD18, IWA 4S + DD18 in Graphite Wood Composite
UD-4-18-3P-WA	Upper Deck. Three Piece Set for IWS 4S + DD18, IWA 4S + DD18 in American Black Walnut
UD-4-18-3P-WH	Upper Deck. Three Piece Set for IWS 4S + DD18, IWA 4S + DD18 in Designer White Resin
UD-4-2P-BA	Upper Deck. Two Piece Set for IWS 4S, IWA 4S, 4D, IWW 4D in Natural Golden Bamboo
UD-4-2P-GR	Upper Deck. Two Piece Set for IWS 4S, IWA 4S, 4D, IWW 4D in Exclusive Gray Resin
UD-4-2P-GT	Upper Deck. Two Piece Set for IWS 4S, IWA 4S, 4D, IWW 4D in Graphite Wood Composite
UD-4-2P-WA	Upper Deck. Two Piece Set for IWS 4S, IWA 4S, 4D, IWW 4D in American Black Walnut
UD-4-2P-WH	Upper Deck. Two Piece Set for IWS 4S, IWA 4S, 4D, IWW 4D in Designer White Resin
UD-4X3-3P-BA	Upper Deck. Three Piece Set for IWS 3X4C, 4X3C, IWA 3X4C, 4X3C in Natural Golden Bamboo
UD-4X3-3P-GR	Upper Deck. Three Piece Set for IWS 3X4C, 4X3C, IWA 3X4C, 4X3C in Exclusive Gray Resin
UD-4X3-3P-GT	Upper Deck. Three Piece Set for IWS 3X4C, 4X3C, IWA 3X4C, 4X3C in Graphite Wood Composite
UD-4X3-3P-WA	Upper Deck. Three Piece Set for IWS 3X4C, 4X3C, IWA 3X4C, 4X3C in American Black Walnut
UD-4X3-3P-WH	Upper Deck. Three Piece Set for IWS 3X4C, 4X3C, IWA 3X4C, 4X3C in Designer White Resin
UD-4X4-3P-BA	Upper Deck. Three Piece Set for IWS 4X4C, IWA 4X4C in Natural Golden Bamboo
UD-4X4-3P-GR	Upper Deck. Three Piece Set for IWS 4X4C, IWA 4X4C in Exclusive Gray Resin
UD-4X4-3P-GT	Upper Deck. Three Piece Set for IWS 4X4C, IWA 4X4C in Graphite Wood Composite
UD-4X4-3P-WA	Upper Deck. Three Piece Set for IWS 4X4C, IWA 4X4C in American Black Walnut
UD-4X4-3P-WH	Upper Deck. Three Piece Set for IWS 4X4C, IWA 4X4C in Designer White Resin
UD-5-3P-BA	Upper Deck. Three Piece Set for IWS 5S, IWW 5D in Natural Golden Bamboo
UD-5-3P-GR	Upper Deck. Three Piece Set for IWS 5S, IWW 5D in Exclusive Gray Resin
UD-5-3P-GT	Upper Deck. Three Piece Set for IWS 5S, IWW 5D in Graphite Wood Composite
UD-5-3P-WA	Upper Deck. Three Piece Set for IWS 5S, IWW 5D in American Black Walnut
UD-5-3P-WH	Upper Deck. Three Piece Set for IWS 5S, IWW 5D in Designer White Resin
UD-6-3P-BA	Upper Deck. Three Piece Set for IWS 6S, IWW 6D in Natural Golden Bamboo
UD-6-3P-GR	Upper Deck. Three Piece Set for IWS 6S, IWW 6D in Exclusive Gray Resin
UD-6-3P-GT	Upper Deck. Three Piece Set for IWS 6S, IWW 6D in Graphite Wood Composite
UD-6-3P-WA	Upper Deck. Three Piece Set for IWS 6S, IWW 6D in American Black Walnut
UD-6-3P-WH	Upper Deck. Three Piece Set for IWS 6S, IWW 6D in Designer White Resin
UD-7-4P-BA	Upper Deck. Four Piece Set for IWS 7S, IWW 7D in Natural Golden Bamboo
UD-7-4P-GR	Upper Deck. Four Piece Set for IWS 7S, IWW 7D in Exclusive Gray Resin
UD-7-4P-GT	Upper Deck. Four Piece Set for IWS 7S, IWW 7D in Graphite Wood Composite
UD-7-4P-WA	Upper Deck. Four Piece Set for IWS 7S, IWW 7D in American Black Walnut
UD-7-4P-WH	Upper Deck. Four Piece Set for IWS 7S, IWW 7D in Designer White Resin
W1-15-0-SS	Wash Basin 15-1/2" x 6-5/8" in Stainless Steel
WB-12-L-GR	Lower Tier Wash Bowl 12-1/4" x 17" in Exclusive Gray Resin+
WB-12-L-GT	Lower Tier Wash Bowl 12-1/4" x 17" in Graphite Resin+
WB-12-L-WH	Lower Tier Wash Bowl 12-1/4" x 17" in Designer White Resin+
WC-06-L-GR	Lower Tier Wash Caddy 6" x 17" in Exclusive Gray Resin+
WC-06-L-GT	Lower Tier Wash Caddy 6" x 17" in Graphite Resin+
WC-06-L-WH	Lower Tier Wash Caddy 6" x 17" in Designer White Resin+
WKT-4T-BA	Wash Kit including Four Tools, Two Tools in Natural Golden Bamboo, Two Tools in Exclusive Gray Resin+
WKT-4T-GR	Wash Kit including Four Tools, Two Tools in Exclusive Gray Resin, Two Tools in Exclusive Gray Resin+
WKT-4T-GT	Wash Kit including Four Tools, Two Tools in Graphite Wood Composite, Two Tools in Graphite Resin+
WKT-4T-WA	Wash Kit including Four Tools, Two Tools in American Black Walnut, Two Tools in Graphite Resin+
WKT-4T-WH	Wash Kit including Four Tools, Two Tools in Designer White Resin, Two Tools in Designer White Resin+
WM-17-C-BA	Lower Tier Corner Wash & Serve Set with Wash Basin & Large Serving Bowl in Stainless Steel, Platform in Natural Golden Bamboo
WM-17-C-GR	Lower Tier Corner Wash & Serve Set with Wash Basin & Large Serving Bowl in Stainless Steel, Platform in Exclusive Gray Resin

Product Index

Product Index

Sorted by product code

Product code

WM-17-C-GT

WM-17-C-WA

WM-17-C-WH

WM-17-D-BA

WM-17-D-GR

WM-17-D-GT

WM-17-D-WA

WM-17-D-WH

WW-04-0-SS

Description

Lower Tier Corner Wash & Serve Set with Wash Basin & Large Serving Bowl in Stainless Steel, Platform in Graphite Wood Composite

Lower Tier Corner Wash & Serve Set with Wash Basin & Large Serving Bowl in Stainless Steel, Platform in American Black Walnut

Lower Tier Corner Wash & Serve Set with Wash Basin & Large Serving Bowl in Stainless Steel, Platform in Designer White Resin

Dual Tier Wash & Serve Set with Wash Basin & Large Serving Bowl in Stainless Steel, Platform in Natural Golden Bamboo

Dual Tier Wash & Serve Set with Wash Basin & Large Serving Bowl in Stainless Steel, Platform in Exclusive Gray Resin

Dual Tier Wash & Serve Set with Wash Basin & Large Serving Bowl in Stainless Steel, Platform in Graphite Wood Composite

Dual Tier Wash & Serve Set with Wash Basin & Large Serving Bowl in Stainless Steel, Platform in American Black Walnut

Dual Tier Wash & Serve Set with Wash Basin & Large Serving Bowl in Stainless Steel, Platform in Designer White Resin

Wedge Wire Grate Only for HydroPlate 4" x 4" in Stainless Steel

Notes

[illegible]

Notes

Notes

Sold exclusively through independent specialty plumbing, appliance and kitchen design showrooms.



The Galley, LLC Headquarters & Showroom

12626 South Memorial Drive
Bixby, OK 74008

The Galley Midwest Office & Showcase

The Merchandise Mart, First Floor
Chicago, IL 60654

TheGalley.com

800 375 4255



Part No. G-SC-2023
Printed in the U.S.A. 07/2023

© 2023 The Galley, LLC
All rights reserved.

The Galley reserves the right to change, without previous notice, materials, finishes, drawings of the products in this catalog.